

Table of Contents

Table of Contents	3	Common Components	60
Overview	6	About common components	60
Project Overview	7	Navigation	61
About the project	7	Global navigation	61
Project timeline	8	Primary navigation	62
Project goals	8	Keyboard navigation	64
Persona Overview	9	Notifications and tasks	65
Central Hospital	9	Notifications	65
Product Overview	10	Tasks	66
About the ECIS application	10	Scoreboard	67
ECIS application basics	11	Search	70
Patient Lists	12	Patient Lists	71
List examples	12	About patient lists	71
Acting on a list or patients in a list	16	Common components	72
Viewing and accessing more detail	17	Patient list tray	73
Customizing a list	18	List header	76
Search	19	List sorting	78
Charts	20	Notifications and tasks	83
Example chart page	20	Inspector	84
Charts area structure	21	List examples	85
Scenarios	22	Expanded and condensed versions	85
About scenarios	22	Outpatient clinic appointment schedule	94
About Dr. Ling's scenario	22	ER monitoring	99
Dr. Ling prepares for rounds	23	Acting on a list or patients in a list	108
About Dr. Campbell's scenario	36	Actions toolbar	109
Dr. Campbell creates a new list	37	Right-click actions	120
Interaction Specification	59	Viewing and accessing more detail	121
		Hover text	122
		Inspector	124
		Navigating directly to a chart	145
		Customizing a list	146
		Customize list	147

Table of Contents

New list	181	Grid at different resolutions	215
Advanced editing mode	186	Elements	216
Search	188	Identity	216
About search	188	Initial impression and personality	216
Search criteria	189	Appropriate identity usage	217
Keywords	190	GE ECIS logo color and size	218
Criteria	191	Color	219
Search results	193	Color and the user interface	219
Search results header	193	GE brand color palette	220
Search results list	193	User interface color palette	221
Other search types	194	Color coding	222
Charts	195	Color Coding Principles	223
About charts	195	Typography	224
Common components	196	Typography and the user interface	224
Chart tray	197	Fonts	225
Return to list navigation	205	Capitalization	226
Chart header	205	Alignment	227
Chart section navigation	206	Typographic hierarchy	228
Content area	206	Font examples (patient list)	229
Example chart page	207	Font examples (patient chart)	230
Patient summary	207	Guidelines for changing text size	231
About this section	209	Iconography	232
Visual Style Guide	209	Principles of effective iconography	233
How to use this style guide	210	Icon catalog	234
Layout	211	Controls	235
Overview	211	Cursors	236
Horizontal grid	212	Buttons	237
Vertical grid	213	Buttons with icons	238
Composite grid	214	Form controls	239
		Menus	240
		Radio buttons and check boxes	241

| Table of Contents

Scrolling	242	ER scoreboard	275
Global navigation	243	Projector mode color transformation	276
Global navigation controls	244	Other design considerations	277
Scoreboard	245	Accessibility	277
Search control	246	Localization	277
Selector tray	247	Specifications	278
Selector tray design	248	Expanded list view	279
Selector controls	249	Grid view	280
Selector actions	250	Customize drawer	281
Selector drag and drop	251	Charts screen	282
Customize list drawer	252	Projector mode	283
Customize list controls	253	Appendices	284
Columns drag and drop	254	Helix v.I	285
Actions drawer	255	Helix v.I example	285
Highlighting for inline search	256	About Cooper	288
Patient list table (condensed)	257	About Cooper	288
Patient list table (Campbell)	258	The Cooper process	289
Table controls (condensed list)	259	Personas	290
Table visualizations	260	What are personas?	290
Conditional formatting	261	Why design for a persona?	291
Conditional formatting (ER screen)	262	Persona summary	292
Expanded vitals	263	Dr. Dan Ling	295
Nurse colors	264	Dr. Paula Campbell	297
Labs (condensed and expanded)	265	Pam Kraus	299
Expanded list (Ling)	266	Dr. William Fletcher	300
Row drag and drop	267	Stephanie Cruz	302
Right-click menu	268	Nikki Davis	303
Inspector (summary)	269	Bonnie Nolan	305
Inspector (vitals)	270		
Inspector (graph)	271		
Inspector and chart controls	272		
Visualizations (expanded)	273		
Vitals (expanded)	274		

| Table of Contents

Tina Alpert	307
Other roles and needs to be modeled	308
Contacts	309

Overview

About this section

This section is intended to give a high-level overview of the Cooper project and the resulting design for the ECIS product. We'll review the background and goals of the Cooper project and get reacquainted with the personas for whom the product was designed. Next, we'll take a quick look at the major features of the ECIS application. Finally, we'll walk through some scenarios to get a clear understanding of how our personas use ECIS to achieve their goals.

Project Overview	7
Persona Overview	9
Product Overview	10
Scenarios	22

About the project

GE Healthcare and Intermountain have partnered to create a next-generation electronic clinical information system (ECIS) to replace GE's legacy Centricity product.

As part of this initiative, GE Healthcare has asked Cooper to provide interaction and visual design services for the initial release of ECIS, named Helix. Interaction design defines the behavior and, to some extent, the form of Helix. Visual design is concerned with the color, typography, and visual style of the interface elements.

In this project, we focused primarily on specific design solutions for the multi-patient view (MPV) component of Helix. At a high level, we also considered how multi-patient view fits into the broader vision for ECIS—from an information architecture, navigation, and screen structure perspective—and have explored preliminary ideas about single patient views (i.e., the patient chart).

These designs are intended to provide specific guidance for near-term development (Helix v. I+), as well as a roadmap for future ECIS development (beyond the Helix releases).

This work is the result of close collaboration with GE Healthcare and Intermountain Healthcare, as well as input and feedback from The Mayo Clinic, UCSF, and Thomas Jefferson Hospital.

For more information about how we do our work, see “About Cooper” on page 288.

Project timeline




Date	Milestone	Purpose
Dec. 15–19	Stakeholder and SME research	Interview stakeholders and subject-matter experts.
Jan. 19–23	User research	Interview and observe clinicians.
Jan. 30	Check in: Personas	Review and synch up on our key research findings.
Feb. 9	Check in: Scenarios	
Feb. 23	User & Domain Analysis	Present research outcomes: personas, scenarios, and needs identified during user research.
Mar. 3	Check-in: Visual design studies	Review potential visual design directions.
Feb. 27 Mar. 6 Mar. 13	Design direction	Discuss the initial design framework direction.
Mar. 24	Design Framework	Delivery of the Framework and strategic discussion.
Apr. 2 Apr. 9	Collaborate	Discuss evolving design.
Apr. 14–21	User feedback	Get user feedback on designs and gather detailed requirements.
Apr. 23	Check-in: User feedback	Share user feedback findings
Apr. 30	Collaborate	Discuss evolving design.
May 18–19	Deliver draft Form & Behavior Specification	Walk through and get feedback on draft of design specification.
Jun. 1	Final Form & Behavior Specification Document	Deliver Final Form & Behavior Specification document.

Project goals

Stakeholders defined the following project goals:

- Validate the product definition of the Helix release to ensure that it is achievable within time and technical limitations but with enough value to begin to drive adoption of ECIS.
- Provide long-term, high-level design direction for ECIS, as well as detailed designs for Helix.
- Provide guidance and support to the in-house UX team.

Persona Overview

Central Hospital		
Large urban hospital with a level 2 trauma center and a number of outpatient clinics		
<p>Dr. Dan Ling Hospitalist</p> 	<p>Dr. Paula Campbell Endocrinologist, Outpatient Diabetes Clinic</p> 	<p>Pam Kraus ER Charge Nurse</p> 
<p>“I spend half my time looking for information. I’m a doctor, not a detective!”</p>	<p>“Sometimes I feel like I’m on that <i>I Love Lucy</i> episode, but it’s patients flying down the conveyor belt, and I can’t keep up.”</p>	<p>“It all comes down to one question: How do you take the best care of the most patients?”</p>
<p>Summary</p> <ul style="list-style-type: none"> • Typically has 12 patients in the hospital across many units. • Sees patients and develops and adjusts plans of care, gives lab and medication orders, dictates clinical notes, communicates with specialists and PCPs. • Interested in changes over the last 24 hours and trends over several days. • Doesn’t fear technology, but feels too busy to learn new tools. 	<p>Summary</p> <ul style="list-style-type: none"> • Sees up to 30 patients in a day, and with follow-ups, could be concerned with up to 50 patients per day. • Sees new and returning patients and their families, and develops and adjusts treatment plans, types clinical notes, orders medications and labs, and recruits patients for her clinical research studies. • Interested in changes since last visit and trends over many years. • A technophile with high expectations. 	<p>Summary</p> <ul style="list-style-type: none"> • Manages three to six nurses, overseeing the care of up to 100 patients per shift. • Manages patient flow; takes calls about incoming patients; arranges admissions; coordinates techs, volunteers, social workers, etc.; balances nurse workload; and monitors the most acute patients. • Interested in patient wait times, outstanding orders and consults, nurse workload, and pending discharges. • Proficient with her current tools but has been burned by bad systems in the past.
<p>Goals:</p> <ul style="list-style-type: none"> • Ensure he’s always with the patient who needs him most. • Understand the gestalt of what’s going on with each patient. • Evaluate and improve his practice. 	<p>Goals:</p> <ul style="list-style-type: none"> • Ensure the effectiveness of her treatment plans. • Make stronger connections with patients. • Find good candidates for research studies. • Equip GPs with the information needed to deliver good care and to refer appropriately. 	<p>Goals:</p> <ul style="list-style-type: none"> • Understand where the bottlenecks are and help unplug them. • Monitor the care and needs of the most acute patients.
<p>Details on page 295</p>	<p>Details on page 297</p>	<p>Details on page 299</p>
<p>For more information about personas, including the full set of personas for this project, see “Personas” page 290.</p>		

About the ECIS application

ECIS is GE's next-generation electronic clinical information system. The vision for ECIS is to create a system that enables every clinician to deliver the best care the first time, every time. In the long term, ECIS won't just be an information system, it will be a decision support system, providing visibility into appropriate protocols, delivering alerts driven by a complex rules engine, and facilitating the wide and rapid adoption of best practices.

The initial release of ECIS, named Helix, is a massive infrastructure and foundation release with a single user-facing element: a set of read-only multi-patient views (MPVs). The vision for Helix is to provide a sparse set of tools that have a big impact on patient care. Even in this first release, ECIS is intended to serve as a decision support tool, with MPVs exposing not just demographic data, but clinical and operational information that is tailored to the specific user, displayed in a manner that augments a clinician's natural pattern-recognition abilities, and highlights anomalies, enabling clinicians to easily identify and prioritize the patients who need their attention most.

In addition to personal patient lists with clinical information, MPVs will give clinicians powerful query capabilities for focusing on cohorts of patients of interest to them, such as patients with chronic diseases who require follow-up or verification that they have been treated according to the applicable protocols.

In future releases, MPVs will serve as the starting point for drilling into the patient chart and entering orders, clinical notes, and other documentation.

ECIS application basics

The ECIS application consists of three main functional areas representing the three primary types of information that clinicians can view (and in later releases, update):

- Patient lists – Multi-patient views with clinical data designed to help users achieve specific goals.
- Charts – Patients’ complete electronic medical records.
- Reference – Knowledge-base of clinical best practices and protocols.

In addition, the Search feature allows users to quickly find specific patients, clinicians, or reference information using keywords and other criteria.

This chapter provides a high-level overview of designs for the ECIS multi-patient view interface (Patient lists) and the Search feature, as well as preliminary ideas about single patient views (Charts). (Design of the Reference area was not in scope for this project.)

For information about the features and capabilities that will be delivered in Helix v. 1, see “Helix v.1” page 285.

Navigation

Users access each functional area by clicking on the corresponding tab in the global navigation. Within the **Patient lists** and **Charts** areas, a primary navigation tray displays and provides direct access to all of the available patient lists or charts, supporting the experience goal of approachability for new users, as well as the need to assist all users in consistently understanding context throughout their use of the application, and in regaining context after interruptions. For more advanced users, keyboard-based navigation is also available.

Notifications and tasks

Notifications and tasks appear throughout the ECIS application, helping users stay informed about what’s happening with their patients and keep track of what activities they need to complete to deliver quality patient care. Dedicated views of these items are provided via the **Notifications** list and the **My Tasks** list. In addition, tasks and notifications are surfaced in other patient lists, in the patient chart, and in the persistent Scoreboard.

Notifications

Notifications are system- or user-generated messages about a patient. Examples of notifications include newly available information (e.g., lab results are back), communication between clinicians or between patients and clinicians, and knowledge-base information about protocols and other best practices that may apply based upon patient diagnosis, lab value, etc., (e.g., protocol for community acquired pneumonia).

Tasks

Tasks are system- or user-generated activities related to a patient. Examples of tasks include standard nursing tasks for a patient, a dictated report requiring the physician’s e-signature, patients flagged for follow-up, or a user-generated reminder to perform a specific examination on the patient’s next visit.

Scoreboard

The scoreboard displays the number of notifications and tasks the user has for all of the patients he or she is associated with, providing persistent visibility into the user’s full scope of responsibility even when the user is viewing a list of only a subset of patients, or a single patient chart. Each scoreboard section is an active link that enables the user to navigate directly to the list where those items can be viewed and acted upon.

Patient Lists

Patient lists provide a view into clinical information for multiple patients, enabling clinicians to gain a high-level understanding of the health of any set of patients they're interested in.

A number of patient lists will be delivered with the ECIS application. Each patient list is designed to help a specific type of clinician achieve a specific goal, such as giving a hospitalist an understanding of what's changed with each of his patients since he's last seen them, or helping an ER charge nurse monitor patient flow and nurse workload.

For more information, see "List examples" page 85.

List examples

While they are by no means the complete set of lists targeted for delivery in Helix, the following examples demonstrate how role-specific lists are designed to help users achieve specific goals.

Hospital rounding plan

Dr. Ling's primary list is a hospital rounding plan, which is designed to give him a high-level understanding of what has changed with each of his patients since he last saw them. A timeframe control lets Dr. Ling set the period of time for which he wants to see certain data. Patients are listed in rounding order, reflecting Dr. Ling's natural workflow.

The screenshot shows the GE ECIS Patient Lists interface. At the top, there are navigation tabs for 'Patient Lists', 'Charts', and 'Reference'. A search bar is present with 'Patients' entered. Below the navigation is a 'What's New' section with a refresh button and a timeframe set to 'Last 24 hrs'. The main content area displays a list of four patients, each with a detailed view including demographics, vital signs, lab results, imaging, medications, problem lists, and notifications.

#	Patient	What's new	Problem list	Notifications & Tasks
1	Hope, Herman Room: 523 Sex, age: Male, 82 Allergies: PCN Spouse: Rose Jones Nurse: Sandra Smith PCP: Dr John Brown Diagnosis: Pneumonia Adm day: 2	Temp 38.0 HR 95 BP 153-76 RR 18 O2 2L NC Sat 94 I+O I 890 O 1220 Wgt 197 Labs: CBC 4/9/09, 13:25 BMP 4/8/09, 11:08 Imaging: CXR 4/9/09, 13:40; L Arm, 4/8/09, 9:25; CT Chest, 4/8/09, 9:25 Med: Rocephin 1 gm IVPB qd, Azithromycin 500 mg PO qd, Accupril 20 mg PO qd Consults: Respiratory Therapy, Physical Therapy, Cardiology, Infectious Disease, 7 others Notes: Dr Ling, 4/08/09 15:34	Community Acquired Pneumonia (this admission) Hypertension (ongoing) Diabetes (ongoing)	1 CBC out of range 2 Sign dictated report (e-sign) Thoracentesis (perform procedure) 1 Labs may indicate renal failure
2	Small, James Room: 313 Sex, age: Male, 54 Allergies: Codeine Spouse: Harriet Small Nurse: Sue Ellen Anderson PCP: Dr Susan Moore Diagnosis: Acute Coronary Syndrome Adm day: 1	Temp 37.2 HR 78 BP 157-72 RR 16 O2 2L NC Sat 98 I+O I 1134 O 1312 Wgt 235 Pain 4 Labs: CBC 4/9/09, 14:25; BMP 4/8/09, 10:28; CK 4/9/09, 13:41; PTT 4/8/09, 13:50 RBC 4/9/09, 13:41; INR 4/9/09, 14:25; ABO 4/9/09, 14:25 Imaging: CXR 4/9/09, 8:25; CT Chest, 4/9/09, 10:30 Med: Imdur 120 mg PO qd, Coreg 6.25 mg PO BID, Effexor 150 mg PO qd Consults: Respiratory Therapy, Cardiology Notes: Dr Ling, 4/08/09 8:49	Acute Coronary Syndrome (this admission) Hypertension (ongoing) Obese (ongoing) Depression (ongoing) Coronary Artery Stent (3/09) (history)	1 23 Labs available 2 Sign dictated report (e-sign) Cardiology Consult (contact consult)
3	Jones, William Room: 342 Sex, age: Male, 78 Allergies: Aspartame, NKDA, Chlorpheniramine, Pseud... Nurse: Sue Ellen Anderson PCP: Dr Kevin Young Diagnosis: Congestive heart failure Adm day: 3	Temp 37.8 HR 97 BP 142-97 RR 17 O2 RA Sat 91 I+O I 890 O 920 Wgt 289 Labs: CBC 4/9/09, 10:25; BMP 4/8/09, 11:08; CK 4/9/09, 13:41; PTT 4/8/09, 13:50 RBC 4/9/09, 13:41; INR 4/9/09, 14:25; ABO 4/9/09, 14:25 Imaging: CXR 4/9/09, 13:25; CT Chest, 4/9/09, 8:10; CT Head, 4/9/09, 9:40 Med: Lisinopril 20 mg PO qd, Metoprolol 25 mg PO qd Consults: Respiratory Therapy, Cardiology Notes: Dr Ling, 4/08/09 9:06	Congestive Heart Failure (this admission) Hypertension (ongoing) Atrial fibrillation (ongoing)	1 BMP out of range 2 Sign dictated report (e-sign) Cardioversion (contact consult) 1 Potential Chronic obstructive pulmonary disease
4	MacEachren, Alan Room: 508	Temp 38.1 HR 93 BP 139-87 RR 18 O2 RA Sat 94 I+O I 1120 O 998 Wgt 198 Labs: CBC 4/9/09, 10:25; BMP 4/8/09, 11:08; CK 4/9/09, 13:41; PTT 4/8/09, 13:50 RBC 4/9/09, 13:41; INR 4/9/09, 14:25; ABO 4/9/09, 14:25 Imaging: CXR 4/9/09, 13:25; CT Chest, 4/9/09, 8:10; CT Head, 4/9/09, 9:40 Med: Lisinopril 20 mg PO qd, Metoprolol 25 mg PO qd Consults: Respiratory Therapy, Cardiology Notes: Dr Ling, 4/08/09 9:06	Diverticulitis (this admission) Hypertension (ongoing) Headaches (ongoing)	2 Sign dictated report (e-sign) Infectious disease consult

Hospital rounding plan

Outpatient clinic appointment schedule

Dr. Campbell's primary list is an outpatient clinic appointment schedule, which is designed to give her a view into key information she cares about (based on her specialty) for each of the patients she'll be seeing in the clinic today. An appointments control lets Dr. Campbell quickly peek at patients with appointments tomorrow, next week, or any other timeframe she chooses. Patients are listed in order of appointment, reflecting Dr. Campbell's natural workflow.

Time	Patient	Sex	Age	Reason for visit	Last vst	Sev.	HgbA1c	Home BGM	LDL	BP	Cr.	Tasks	Notifications
09:00	Reginald, Theresa	F	68	Scheduled check up	11/12/08	H	9.8	160	120/80	121 / 73	0.5		1
	Small, James	M	52	Adjust medications	2/8/08	M	7.0	152	74	119 / 70	1.2	Schedule exams...	1
09:30	Francis, Kelly	F	55	Scheduled check up	10/17/08	M	5.5	147	80	120 / 75	1.4	Schedule exams...	6
	Gibson, Marvin	M	48	Scheduled check up	4/17/08	M	7.8	147	90	123 / 79	1.3	Schedule dietician consult	0
10:30	Cartwright, Michelle	F	89	Adjust medications	8/4/08	M	5.6	147	72	121 / 82	1.2	Schedule exams...	0
	Melville, Dee	F	17	Scheduled check up	7/15/08	M	9.7	147	93	113 / 71	1.2	Test HgbA1c	2
11:30	Sandton, Parker	M	67	Starting pump regime	1/30/08	M	6.9	149	75	114 / 85	1.4	Discuss out of range labs	3
	Menlyn, Mario	M	89	Adjust medications	11/12/08	M	6.0	117	115	115 / 73	0.7		8
11:45	Dainfern, Julie	F	57	Scheduled check up	11/19/08	M	6.9	160	75	122 / 89	0.9		6
13:00	Murray, Dwayne	M	48	New referral	4/17/08	M	6.2	160	83	120/80			0
13:30	Sloan, Janet	F	59	Adjust medications	4/17/08	H	10.1	305	100	113 / 88	1.3	Review SBGM	1
15:00	Kokari, Susan	F	32	Scheduled check up	2/04/08	M	6.4	160	65	129 / 83	1.1	Perform eye exam	1
15:15	Wiley, Kimberly	F	73	Adjust medications	1/22/08	M	6.6	155	80	112 / 79	0.7	Test LDL	0
15:30	Depena, Maximilian	M	52	Scheduled check up	1/30/08	M	5.9	160	79	124 / 88	0.8	Review HgbA1c - trending up	3
	Sarris, Anastasia	F	12	Scheduled check up	11/12/08	M	5.5	176	67	119 / 89	0.6	Perform eye exam	0
16:00	Hout, Marilette	F	90	Adjust medications	10/15/08	M	6.7	285	72	128 / 72	0.9	Review SBGM	1
	Sinovich, Gerard	M	88	Starting pump regime	10/17/07	M	3.3	168	75	129 / 72	1.1		2
16:30	Panagos, Angelique	F	30	Adjust medications	4/17/07	M	5.9	133	70	106 / 79	0.9	Schedule exams...	1
16:45	MacEachren, Alan	M	49	Scheduled check up	8/4/08	M	4.2	160	80	102 / 86	0.8		0
	Jones, William	M	61	New referral	3/15/08	M	7.8	160	62	106 / 75	1.0	Check BP - recently off goal	0

Outpatient clinic appointment schedule

ER monitoring

Pam's primary list is an ER monitoring view, which is designed to help her monitor patient flow and nurse workload. Patients are listed by room number, with their acuity and nurse assignments color-coded so that Pam can easily see from a distance which nurses are overloaded and which have some bandwidth. Empty beds are clearly marked so Pam can see at a glance what her capacity is, and are kept in room order for consistent visual orientation. A "waiting for" column gives Pam visibility into what items need to be completed before the patient can be discharged or admitted, and a persistent, interactive heads-up display gives Pam a summary view of bottlenecks and lets her highlight the impacted patients in the list with a single click.

Rm	Patient	Sex	Age	Ac	Complaint	MD	RN	Tech	Status	APL	Waiting for	Available	Comments	Reg	Fin	LoS
1	Conrad, Julia	F	62	2	Chest Pain	Hazelton	Austin	Blaise	Assess		XRAY	LAB EKG	STEMI Protocol	X	X	1:18
2	Jenks, Daniel	M	45	3	Flank Pain	Hazelton	Austin	Jane	Assess			LAB URI	V/S Alert	X	X	2:57
3	Curley, Samantha	F	22	2	Psych	Drury	Rachel	Jane	Obs			LAB URI	PSA	X	X	5:20
4	Turgeon, Carla	F	70	2	Weak	Hazelton	Jean	Jane	Discharge		LAB URI XRAY		DNR	X	F	4:58
5	Maclean, Sean	M	34	3	Headache	O'Driscoll	Rachel	Blaise	Transfer		MRI	LAB URI		X	X	1:03
6	Empty Bed Dirty															
7	Conrad, Julia	M	18	4	Leg Pain	Drury	Rachel	Jane	Assess	PVL	US	XRAY		X	X	1:22
8	Silva, Daniel	M	50	1	Respiratory Distress	Ancntl	Merilee	Sarah	Obs	CT	CT	LAB XRAY EKG RT	Isolation	X	X	2:13
9	Crieghton, Mike	M	62	3	MVA	Ancntl	Jean	Blaise	Assess		LAB URI XRAY	LAB URI CT		R	X	0:26
10	*Brown, Dan	M	48	3	Abd Pain	Ancntl	Rachel	Jane	Assess			LAB		X	X	3:17
11	Meadows, Peter	M	27	2	ETOH	Drury	Carrie	Jane	Obs				Falls Risk	X	X	9:34
12	*Brown, George	M	88	1	CVA	Drury	Carrie	Sarah	Assess	MRI	LAB URI MRI	CT EKG	DNR Stroke Protocol	R	X	0:48
13	Tubman, Harriet	F	92	2	Confusion	Hazelton	Shelly	Sarah	Obs			LAB URI CT EKG	DNR Falls Risk	X	X	3:56
14	Smith, Barbara	F	33	3	Fever	Hazelton	Shelly	Jane	Obs			LAB URI XRAY	Sepsis Bundle, V/S alert	X	X	2:44
15	Morgan, Michelle	F	2	2	Irritable	O'Driscoll	Austin	Blaise	Assess		LAB URI			X	X	1:06
16	Cook, Karen	F	8	3	Nausea/Vomiting	O'Driscoll	Paula	Jane	Discharge		URI	LAB		X	X	1:23
17	Jensen, Peter	M	57	3	Bike Accident	Drury	Paula	Jane	Transfer			XRAY		X	X	2:46
18	Empty Bed Available															
19	Tree, Aspen	F	41	4	Fall	Hazelton	Paula	Jane	Assess		XRAY		Falls Risk	X	F	0:35
20	Jones, Jared	M	30	5	F/U Abx	O'Driscoll	Carrie	Blaise	Obs				Med due	R	X	0:24
21	Gillmore, Kirk	M	55	2	Irregular Heartbeat	O'Driscoll	Carrie	Sarah	Assess			LAB EKG		X	X	2:13
22	Allen, Todd	M	40	4	Knee Injury	Ancntl	Carrie	Sarah	Discharge		XRAY			X	X	1:10
t1	Empty Bed Dirty															

ER monitoring



Expanded and condensed versions

To accommodate the varying need for more detail versus more patients on screen, an expanded and condensed version of lists should be delivered where appropriate. This will allow clinicians to choose the version they prefer, or switch between the two in the patient list tray, employing the view that best supports their work at any given time.

For more information, see “Expanded and condensed versions” page 85.

Hospital rounding plan—expanded version

The screenshot shows the 'What's New' patient list in an expanded view. The interface includes a top navigation bar with 'Patient Lists', 'Charts', and 'Reference'. Below this is a search bar and a 'What's New' section with a refresh button. The main table has columns for '# Patient', 'What's new', 'Problem list', and 'Notifications & Tasks'. Each row represents a patient with detailed information including vital signs (Temp, HR, BP, RR, O2, I+O, Wgt), lab results, imaging, medications, and a list of problems. For example, Herman Hope (Room 523) has problems like 'Community Acquired Pneumonia' and 'Hypertension'. The interface is detailed and provides a lot of information for each patient.

Hospital rounding plan—condensed version

The screenshot shows the 'My Patients' patient list in a condensed view. The interface is similar to the expanded version but more compact. It includes a top navigation bar and a search bar. The main table has columns for '# Patient', 'Rm', 'TMax', 'HR', 'BP', 'RR', 'Labs', 'Imaging', 'Problems', and 'Notifications & Tasks'. Each row represents a patient with summarized information. For example, Herman Hope (Room 523) is listed with his room number, vital signs, and a list of problems like 'Community Acquired Pneumonia' and 'Hypertension'. The condensed view allows for a larger number of patients to be visible on the screen at once.

Acting on a list or patients in a list

Users can perform a set of actions on one or more selected patients in a list, such as open charts or manually add to another list. Another set of actions that can be performed on the entire list, such as print list or search within list, are also available to users.

These actions are all easily accessible via the **Actions** toolbar, which can be opened by clicking the **Actions** button in the list header.

All of the toolbar actions, as well as additional items, are also available via a right-click menu from any row in the list.

For more information, see “Acting on a list or patients in a list” page 108.

The screenshot shows the GE ECIS Patient Lists application. At the top, there's a navigation bar with 'Patient Lists', 'Charts', and 'Reference'. Below that is a toolbar with 'My Patients', 'What's New' (highlighted), 'Team Patients', 'Notifications', and 'My Tasks'. A 'What's New' section is visible, showing a list of patients. The first patient, Herman Hope, is selected, and his record is expanded. The expanded view shows patient demographics (Male, 82, Room: 523), allergies (PCN), spouse (Rose Jones), nurse (Sandra Smith), PCP (Dr. John Brown), and diagnosis (Pneumonia). It also displays vital signs (Temp 38.0, HR 95, BP 153-76, RR 18, O2 94, I+O 1220, Wgt 197), lab results (CBC 4/9/09, 13:25; BMP 4/8/09, 11:08), and medical history (Community Acquired Pneumonia, Hypertension, Diabetes). The 'Actions' toolbar is open, showing options like 'Add task', 'Add notification', 'Open charts', 'Add to list', 'Associate with', 'Remove from list', 'Print', 'Find', 'Next', and 'Previous'.

Hospital rounding plan (expanded version) with Actions toolbar open

Viewing and accessing more detail

Users can view varying levels of additional detail about any patient in a list in the following ways.

Hover text is available for many data elements, providing a lightweight peek of supporting information.

Clicking on any item in the list opens the inspector for that item, providing greater detail as well as the ability to view chart section summaries in place or navigate directly to the desired section of the chart.

Finally, users can drill into the patient's chart directly via double-click, right-click action or the **Open chart** tool in the **Actions** toolbar.

For more information, see "Viewing and accessing more detail" page 121.

Patient chart

The screenshot shows the 'Patient Chart' for Hope, Herman. The interface is divided into several sections:

- Summary:** Displays patient information (Name: Hope, Herman; ID #: 1234565; Sex: Male; Age: 82) and admission details (Admission day: 2, Post surg day: 1, PCP: Stephen Jennings). It also lists the primary family and address.
- Problems:** Lists active problems such as Community Acquired Pneumonia, Hypertension, and Diabetes, with status indicators (e.g., 'this admission ongoing', 'engaging', 'suggested').
- Current medications:** Lists medications like Roxaplin, Aspirin, Accupril, Metformin, and Tylenol with their dosages and frequencies.
- Vitals:** Shows trends for Temperature, Heart Rate, Blood Pressure, and Respiratory Rate over time.
- Imaging:** Lists imaging studies like Chest X-ray and Duplex scans.
- Tasks:** Lists tasks such as Night episode, EKG follow-up, and Labwork.
- Discharge criteria:** Lists criteria like 'Able to care for self' and 'Safe - 89% on BA'.
- Home medications:** Lists medications to be taken at home, such as Accupril and Metformin.
- Consults/Providers:** Lists providers like Jay Morris for Infectious Disease.

The screenshot shows the 'Patient Lists' interface with a table of patients. The table columns include Patient ID, Room (Rm), TMax, HR, BP, RR, Labs, Imaging, Problems, and Notifications & Tasks. A hover tooltip is visible over the patient 'Hope, Herman', showing detailed information such as sex, age, encounter number, nurse, admission day, PCP, family contact, and address.

Hospital rounding plan (condensed version) with hover

Hospital rounding plan (condensed version) with inspector

The screenshot shows the 'Patient Lists' interface with the 'Inspector' for patient 'Hope, Herman' open. The inspector provides a detailed view of the patient's medical data:

- Summary:** Overview of the patient's condition, including 'Community Acquired Pneumonia', 'Hypertension', and 'Diabetes'. It also shows 'Care plan' details like 'Increasing Activity as tolerated' and '1800 ADA Diet'.
- Problems:** Detailed view of the patient's active problems and their status.
- Allergies:** Lists allergies such as Penicillin.
- Current medications:** Lists medications like Roxaplin, Aspirin, Accupril, Metformin, and Tylenol.
- Discharge criteria:** Lists criteria like 'Able to care for self' and 'Safe - 89% on BA'.
- Home medications:** Lists medications to be taken at home.

Customizing a list

The set of lists delivered in the ECIS product are tailored to the users' role and area of practice and are intended to meet needs and support goals that are common to most users in that role and specialty.

To accommodate users' unique needs and goals, as well as idiosyncratic work styles, tools are provided to enable users to customize lists and create their own lists to best suit their individual needs.

Tools for customizing an existing list are available in the **Customize list** panel, which can be accessed by clicking the **Customize list** button in the list header.

A new list can be created by clicking the **Add new list** button in the **Patient lists** tray.

For more information, see “Customizing a list” page I46.

The screenshot shows the GE ECIS Patient Lists interface. At the top, there are navigation tabs for 'Patient Lists', 'Charts', and 'Reference'. A search bar is present with 'Patients' entered. Below the navigation, there are buttons for 'Upcoming pts', 'Notifications', 'Missing Labs', 'Study 1', 'My Tasks', and 'Clinic Appts'. The 'Clinic Appts' section is active, showing a list of appointments. A 'List settings' panel is open on the right, allowing customization of the list name, text size, and override timeframe. The main table displays patient appointment data with various clinical metrics and task assignments.

Time	Patient	Sex	Age	Reason for visit	Last vst	Sev.	HgbA1c	Home BGM	LDL	BP	Cr.	Tasks	Notifications	
09:00	Reginald, Theresa	F	68	Scheduled check up	11/12/08	H	9.8	160	12/08	121 / 73	12/08	0.5	2/08	1
	Small, James	M	52	Adjust medications	2/8/08	M	7.0	152	74	12/08	119 / 70	1.2	12/08	1
09:30	Francis, Kelly	F	55	Scheduled check up	10/17/08	M	5.5	147	80	12/08	120 / 75	1.4	12/08	6
	Gibson, Marvin	M	48	Scheduled check up	4/17/08	M	7.8	147	90	12/08	123 / 79	1.3	12/08	0
10:30	Cartwright, Michelle	F	89	Adjust medications	8/4/08	M	5.6	147	72	12/08	121 / 82	1.2	12/08	2
	Melville, Dee	F	17	Scheduled check up	7/15/08	M	9.7	149	93	12/08	113 / 71	1.2	12/08	1
11:30	Sandton, Parker	M	67	Starting pump regime	1/30/08	M	6.9	149	75	12/08	114 / 85	1.4	12/08	1
	Menlyn, Mario	M	89	Adjust medications	11/12/08	M	6.0	117	117	12/08	115 / 73	0.7	12/08	8
11:45	Dainfern, Julie	F	57	Scheduled check up	11/19/08	M	6.9	160	75	12/08	122 / 89	0.9	12/08	3
13:00	Murray, Dwayne	M	48	New referral	4/17/08	M	6.2	100	83	12/08				0
13:30	Sloan, Janet	F	59	Adjust medications	4/17/08	H	10.1	305	100	12/08	113 / 88	1.3	12/08	1
15:00	Kokari, Susan	F	32	Scheduled check up	2/04/08	M	6.4	155	65	12/08	129 / 83	1.1	12/08	3
15:15	Wiley, Kimberly	F	73	Adjust medications	1/22/08	M	6.6	155	80	12/08	112 / 79	0.7	12/08	0
15:30	Depena, Maximilian	M	52	Scheduled check up	1/30/08	M	5.9	176	79	12/08	124 / 88	0.8	12/08	2
	Sarris, Anastasia	F	12	Scheduled check up	11/12/08	M	5.5	176	67	12/08	119 / 89	0.6	12/08	1

Outpatient clinic appointment schedule with **Customize list** panel open

Search

The Search feature enables users to find patients, clinicians, or reference information within the ECIS system.

Users can execute a quick search from the persistent search bar at any time. When they do so, they are navigated to the **Search** page to view the search results and refine the search if desired.

Users can construct more complex searches by navigating directly to the **Search** page by clicking on the **Search** label of the persistent search bar. Here, they can enter multiple criteria for their search, edit the default criteria to search outside of the default parameters, etc.

For more information, see “Search” page 188.

The screenshot shows the GE ECIS Search interface. At the top, there are navigation tabs for 'Patient Lists', 'Charts', and 'Reference'. A search bar contains 'Patients' and 'Kerry Jameson'. Below the search bar, there are input fields for 'Name' (Kerry Jameson) and 'Date of birth' (11/12/1941). A 'Search' button is visible. Underneath, there are 'Criteria' options: 'Facility: Central Hospital', 'Associated with: Me', and 'Status: Active'. A 'Save search as list' button is also present. The main area displays 'Search Results 73 results' with an 'Actions' dropdown. Below this is a table with columns: Patient name, Patient #, Sex, Age, DoB, Last adm, Main diagnosis, Phone, Address, and PCP. The table lists various patients with their details.

Patient name	Patient #	Sex	Age	DoB	Last adm	Main diagnosis	Phone	Address	PCP
Kerry Jameson	654840	F	68	11/12/41	11/12/08	Chest Pain	555-896-2546	2910 Gladwell Street, Longview, TX 75601	Margaret G. Edwards 555-896-2546
Kerry Jameson	354168	F	52	11/19/57	2/08/08	Flank Pain	555-896-8574	3805 Langtown Road, Toledo, OH 43609	
Kerry L. Jameson	351561	F	55	4/17/54	10/17/08	Psych	555-896-4582	4647 Eva Pearl Street, Baton Rouge, LA 70810	James R. Gaeta 555-896-4582
Kerry F. Jameson	354168	F	48	11/12/61	4/17/08	Weak			Amanda M. Novak
Kerry G. Jameson	016914	F	89	2/08/20	8/04/08	Headache	555-896-2546	392 Glenview Drive, Corpus Christi, TX 78401	Blanche J. Young 555-896-2546
Kerry L. Jameson	251327	F	17	10/17/92	7/15/08	Leg Pain	555-896-8546	3203 Cityview Drive, Parker Ford, PA 19457	David S. Wolfe 555-896-8546
Kerry K. Jameson	354310	F	67	4/17/42	1/30/08	Respiratory Distress	555-896-4123		555-896-4123
Kerry Jameson-Smith	635420	F	89	8/04/20	11/12/08	MVA	555-896-7896	3918 Ottis Street, Guthrie, OK 73044	Mario K. Kendrick 555-896-7896
Kerry J. James	354351	F	57	7/15/52	11/19/08	Abd Pain	555-896-3698	1938 Leo Street, Gibsonia, PA 15044	Linda C. Rosenberg 555-896-3698
Kerry K. James	634354	F	48	1/30/61	4/17/08	ETOH	555-896-8751		Clyde M. Bailey 555-896-8751
Michelle K. Jameson	354164	F	59	4/17/54	4/17/08	CVA	555-896-2811	1881 Jennifer Lane, Durham, NC 27703	Albert D. Ross 555-896-2811
Marnie K. Jameson	343137	F	32	2/04/77	2/04/08	Confusion		2576 Chatham Way, Herndon, MD 22070	
Lauren U. Jameson	639456	F	73	1/22/36	1/22/08	Fever	555-896-2546	1430 Memory Lane, Hopkins Park, IL 60944	Jasmine B. Gonzalez 555-896-2546
Penelope F. Jameson	364761	F	52	1/30/57	1/30/08	Irritable	555-896-5745		William M. Taylor 555-896-5745
Wesley K. Jameson	254689	M	12	11/12/97	11/12/08	Nausea/Vomiting		1602 Cliffside Drive, East Syracuse, NY 13057	Sara R. Allen
Jameson K. Kline	328769	M	90	10/15/19	10/15/08	Bike Accident	555-896-6699	2596 Michael Stree, Houston, TX 77030	Joseph L. Norris 555-896-6699
Kerry J Mason	016914	F	89	7/15/20	7/15/08	Fall			
James L. Kerry	251327	M	17	1/30/92	1/30/08	F/U Abx	555-896-3698	392 Glenview Drive, Corpus Christi, TX 78401	Amanda M. Novak 555-896-8546
Katherine T. Kerrv	354310	F	67	11/12/42	11/12/08	Irregular Heartbeat	555-896-8751	3203 Cityview Drive, Parker Ford, PA 19457	Blanche J. Young 555-896-4123

Search page with search results

Charts

The **Charts** area contains patients' complete electronic medical records. Because Charts are targeted for a future release of ECIS, only preliminary conceptual designs of the **Charts** area were in scope for this project.

Example chart page

The design of chart pages was not included in the scope of this project, but one example was created for demonstration purposes.

Patient summary

The patient summary is designed to give clinicians a high-level overview of demographic and clinical information about the patient. A timeframe control allows users to view new and changed information within a specified scope of time for certain data elements. Section headers link to the corresponding section summary pages.

The screenshot displays the patient summary for Herman Hope (ID: 1234565, Male, 82). The interface includes a navigation menu on the left with sections like Summary, H & P, Orders, Meds, Notes, Vitals, Labs, Imaging, Problems, Plan, ADT, Notifications, and Tasks. The main content area is divided into several sections:

- Summary:** Patient photo, sex/age (Male, 82), ID#, nurse (Sandra Smith), admission/post-surgery days, PCP (Stephen Jennings), and primary family information (Rose Jones, wife).
- Problems:** Community Acquired Pneumonia (ongoing), Hypertension (ongoing), and Diabetes (suggested).
- Allergies:** Penicillin.
- Current medications:** Rofeciphen 1 mg IVPB qd, Azithromycin 500 mg PO qd, Accupril 20 mg PO qd, Metformin 850 mg PO qd, and Tylenol 650 mg PO prn T>38.5.
- Care plan:** Activity (Increasing Activity as tolerated), Diet (1800 ADA Diet), Abnormal findings (Fall Risk, Nutrition Risk, Decreased sat with ambulation, Walker, Chest Pain with cough), Discharge criteria (Afebrile for 24 hrs, Sats >89% on RA, Able to care for self), and Home medications (Accupril 20 mg PO qd, Metformin 850 mg PO qd).
- Consults/Providers:** Infectious Disease, Jay Morris, 555-123-4567.
- Labs:** Table showing CBC, BMP, and other lab results with trends.
- Imaging:** List of recent imaging studies like Chest X-ray, EKG, and Duplex scans.
- Notes:** Recent clinical notes such as 'Night episode' and 'EKG follow-up'.
- Tasks:** List of tasks assigned to staff like Ling and Smith, including Thoracentesis, Sign dictated report, and Oral care.
- Vitals:** Time-series charts for Temperature, Heart Rate, Blood Pressure, Respiratory Rate, and Oxygen Saturation.
- Most recent orders:** List of orders like 'BS Check AC&HS', 'VS Q4 hrs', and 'Oxygen 2L NC'.

Patient summary page

Charts area structure

The content of each patient chart and the data presentation of each chart page is unique, but the structure of the **Charts** area is consistent across all chart pages, and its major components are present when viewing any patient chart.

Chart tray

Charts are added to the chart tray as they are opened from a patient list or from the **Open new chart** button. Multiple charts can be “open” and displayed in the chart tray, but only one chart can be viewed at a time. Charts do not need to be removed from the chart tray; new charts will continue to be added to the tray, which will scroll to allow access to any chart in the tray. Clinicians with a small set of patients may elect to have the charts for all of their current patients displayed in the chart tray at all times for quick and easy access. Others may keep only the charts they are currently working with open, using the chart tray much like a stack of charts on their desk, helping them keep track of what they still need to do and what work is in progress, as well as regain context after interruptions.

Return to list navigation

“Return to list” navigation is provided on each patient chart to provide context about the list from which that particular chart was opened, as well as direct access back to that list.

Chart header

The chart header contains identifying information about the patient such as name, MRN, room # (for inpatients), etc., as well as any key allergies or comments, such as a designation as a falls risk or DNR.

Chart section navigation

Each patient chart is divided into sections. Each chart section contains a section summary page, which provides an overview of the content in that section, as well as detail pages with more information about specific items within that section.

Clicking on the tab label displays that section’s summary page in the content area. A chart detail quick access button on the right-hand side of the chart section tab opens a slide-out drawer containing items recently added to this section of the chart. Clicking on any item navigates directly to that detail page.

For more information, see “Charts” page 195.

About scenarios

The scenarios in this section provide a look at how two of our personas—Dr. Ling, a Hospitalist, and Dr. Campbell, an Endocrinologist at an outpatient Diabetes clinic—use ECIS to achieve their goals.

About Dr. Ling’s scenario

In this scenario, Dr. Ling prepares for rounds by viewing information on his My Patients list and acting on notifications in the inspector, then assists a colleague who asks Dr. Ling to check on one of this patients when he’s unavoidably detained.

For more information about Dr. Ling and his needs and goals, see “Dr. Dan Ling” page 295.

This scenario demonstrates the following aspects of the ECIS design:

- Viewing Patient lists
- Opening and interacting with the inspector
- Switching lists
- Drilling into the patient Chart
- Manually adding patients to a list

Scenario:
Dr. Ling prepares for rounds

#	Patient	Rm	TMax	HR	BP	RR	Labs	Imaging	Problems	Notifications & Tasks
1	Hope, Herman Male, 82 Nurse: Sandra Smith	523	38.0 36.6	95 89	153-76 142-86	18 17	CBC 13:25 PTT 14:50 BMP 11:08 RBC 16:15 CK 13:41	XRAY 13:25 CT 17:10 CT 14:00	Community Acquired Pneumonia Hypertension (ongoing) Diabetes (ongoing)	🔴 1 🗨️ 0 💡 1 📧 1
2	Small, James Male, 54 Nurse: Sue Ellen Anderson	313	37.2 36.1	78 62	157-72 150-75	16 15	CBC 14:25 PTT 13:41 BMP 10:28 RBC 13:50 CK 13:41	XRAY 09:20 CT 09:45	Acute Coronary Syndrome Hypertension (ongoing) Obese (ongoing)	🔴 23 🗨️ 3 💡 0 📧 2
3	Jones, William Male, 78 Nurse: Sue Ellen Anderson	342	37.8 37.3	97 82	142-97 150-89	17 15	CBC 14:25 PTT 13:41 BMP 11:08 RBC 13:50 CK 13:41	XRAY 10:15 CT 15:30 CT 10:15	Congestive Heart Failure	🔴 1 🗨️ 1 💡 1 📧 4
4	MacEachren, Alan Male, 68 Nurse: Cathy Smallwood	508	38.1 37.9	93 89	139-87 124-76	18 16	CBC 14:25 PTT 13:41 BMP 10:28 RBC 13:50 CK 13:41	XRAY 12:00 CT 19:10 CT 13:30	Diverticulitis Hypertension (ongoing) Headaches (ongoing)	🔴 11 🗨️ 2 💡 0 📧 1
5	Gibson, Mary Female, 27 Nurse: Sandra Smith	501	38.1 37.9	93 89	140-87 122-79	18 17	CBC 14:25 PTT 13:41 BMP 10:28 RBC 13:50 CK 13:41	XRAY 08:20 CT 10:10	Pulmonary Embolism Back pain (ongoing) Depression (ongoing)	🔴 27 🗨️ 5 💡 0 📧 0
6	Melville, Dee Female, 88 Nurse: Tom Jensen	301	38.1 37.9	93 89	141-87 125-77	18 16	CBC 13:25 PTT 13:41 BMP 10:28 RBC 13:50 CK 13:41	XRAY 09:50 CT 10:45	Syncope Bradycardia Diabetes (ongoing)	🔴 1 🗨️ 1 💡 0 📧 0
7	Barley, Catherine Female, 82 Nurse: Joan Andrews	410	38.1 37.9	93 89	137-87 123-76	19 17	CBC 14:25 PTT 13:41 BMP 10:28 RBC 13:50 CK 13:41	XRAY 10:15 CT 11:00	CVA (cerebral vascular accident) GERD Hypertension	🔴 4 🗨️ 2 💡 0 📧 1
8	Parker, Sandton Male, 67 Nurse: Joan Andrews	412	38.1 37.9	93 89	138-87 118-74	19 16	CBC 14:25 PTT 13:41 BMP 10:28 RBC 13:50 CK 13:41	XRAY 10:35 CT 10:35	Pancreatitis Arthritis (ongoing)	🔴 4 🗨️ 2 💡 0 📧 3
9	Wing, Devin Male, 47 Nurse: Brian Foster	417	38.1 37.9	93 89	139-87 121-79	18 17	CBC 14:25 PTT 13:41 BMP 10:28 RBC 13:50 CK 13:41	XRAY 09:30 CT 15:45 CT 10:30	Congestive Heart Failure Hypertension (ongoing) Atrial fibrillation (ongoing)	🔴 1 🗨️ 2 💡 0 📧 0
10	Pretorius, Martha Female, 24 Nurse: Greg Martinez	420	38.1 37.9	93 89	155-87 140-80	18 16	CBC 14:25 PTT 13:41 BMP 10:28 RBC 13:50 INR 13:50		Community Acquired Pneumonia Headaches (ongoing)	🔴 1 🗨️ 0 💡 0 📧 2

Dr. Ling begins his day by reviewing his patient list. He sees that the first patient on his rounding plan, Herman Hope, has an alert, so he clicks on it to view it in the inspector.

Scenario:

Dr. Ling prepares for rounds

- The **Notifications** inspector opens with the alert selected and its details displayed on the right. Dr. Ling reviews the information and acknowledges the alert.

The screenshot displays the GE ECIS Helix software interface. At the top, there are navigation tabs for 'Patient Lists', 'Charts', and 'Reference'. Below these are buttons for 'My Patients', 'What's New', 'Team Patients', 'Notifications', and 'My Tasks'. The main area shows a list of patients with columns for patient name, room, vital signs (TMax, HR, BP, RR), labs, imaging, problems, and notifications. A notification window is open for patient 'Hope, Herman', showing a 'CBC out of range' alert. The window includes a summary of the alert, a table of lab results, and buttons for 'Add task' and 'Acknowledge'.

WBC	RBC	HGB	Hct	PLTS	MCV	
Result	16.8	5.01	13.8	41.1	182	90.1
Units	K/uL	M/uL	g/dL	%	K/uL	fL
Ref	10.6	4.50	13.5	41.0	150	80.0
Range	3.5	5.90	17.5	53.0	400	100.0

Scenario:

Dr. Ling prepares for rounds

- 3 The alert is dimmed in the inspector and disappears from the scoreboard and the main list. On the main list for Herman Hope, the number of standard priority updates are now displayed because there is no longer an alert. A confirmation of the acknowledgement and an **Undo** link appear in case Dr. Ling clicked the button in error. After a moment...

The screenshot shows the GE ECIS Helix interface. At the top, there are navigation tabs for Patient Lists, Charts, Reference, and a search bar. Below this is a 'My Patients' section with a list of patients. The first patient, Herman Hope, is highlighted. An inspector window is open for Herman Hope, showing a list of notifications. The notification 'CBC out of range' is selected, and its details are shown in a table. The table includes columns for WBC, RBC, HGB, Hct, PLTS, and MCV, with values for Result, Units, Ref, and Range. The notification also shows the status as 'Final' and the ordered/collected/received times. Below the table, there are buttons for 'Add task', 'Acknowledge', and 'Acknowledged. Undo'.

	WBC	RBC	HGB	Hct	PLTS	MCV
Result	16.8	5.01	13.8	41.1	182	90.1
Units	K/uL	M/uL	g/dL	%	K/uL	fl
Ref	10.6	4.50	13.5	41.0	150	80.0
Range	3.5	5.90	17.5	53.0	400	100.0

Scenario:

Dr. Ling prepares for rounds

4 ...the next notification in the list, an insight, is automatically selected and its details are displayed on the right. Dr. Ling reviews the information and agrees with the suggestion, so he clicks **Add to problem list**.

The screenshot displays the GE ECIS Helix interface. At the top, there are navigation tabs for Patient Lists, Charts, Reference, and a search bar. Below this is a 'My Patients' section with a table of patient data. The table includes columns for patient ID, name, room, vital signs (TMax, HR, BP, RR), labs, imaging, problems, and notifications. The first patient, Herman Hope, is highlighted. A detailed view for Herman Hope is open, showing a list of notifications on the left and an insight on the right. The insight is titled 'Elevated creatinine levels and CO2 may be an indicator for renal failure.' and includes a normal range and source information. Three buttons are visible: 'Add to problem list', 'Add task', and 'Acknowledge'. The 'Add to problem list' button is highlighted with a mouse cursor.

#	Patient	Rm	TMax	HR	BP	RR	Labs	Imaging	Problems	Notifications & Tasks
1	Hope, Herman Male, 82 Nurse: Sandra Smith	523	38.0 36.6	95 89	153-76 142-86	18 17	CBC 13:25 PTT 14:50 BMP 11:08 RBC 16:15	XRAY 13:25 CT 17:10	Community Acquired Pneumonia Hypertension (ongoing) Diabetes (ongoing)	8 0 1 1
2	Small, James Male, 54 Nurse: Sue Ellen Anderson	313	37.2 36.1	78 62	157-72 150-75	16 15	CBC 14:25 PTT 13:41 BMP 10:28 RBC 13:50	XRAY 09:20 CT 09:45	Acute Coronary Syndrome Hypertension (ongoing) Obese (ongoing)	23 3 0 2
3	Jones, William Male, 78 Nurse: Sue Ellen Anderson	342	37.8 37.3	97 82	142-97 150-89	17 15	CBC 14:25 PTT 13:41 BMP 11:08 RBC 13:50	XRAY 10:15 CT 15:30	Congestive Heart Failure	1 1 1 4
4	MacEachren, Alan Male, 68 Nurse: Cathy Smallwood	508	38.1 37.9	93 89	139-87 124-76	18 16	CBC 14:25 PTT 13:41 BMP 10:28 RBC 13:50	XRAY 12:00 CT 19:10	Diverticulitis Hypertension (ongoing) Headaches (ongoing)	11 2 0 1
5	Gibson, Mary Female, 27	501	38.1 37.9	93 89	140-87 122-79	18 17	CBC 14:25 PTT 13:41 BMP 10:28 RBC 13:50	XRAY 08:20 CT 10:10	Pulmonary Embolism Back pain (ongoing)	27 5 0 0

Scenario:

Dr. Ling prepares for rounds

- 5 The new problem is added to the top of Herman's problem list, the insight is dimmed in the inspector and disappears on the main list, and a confirmation of the action and an **Undo** link appear in case Dr. Ling clicked the button in error. After a moment...

The screenshot shows the GE ECIS Helix interface. At the top, there are navigation tabs for Patient Lists, Charts, Reference, and a search bar. Below this is a 'My Patients' section with a table of patient data. A notification window is open for 'Hope, Herman', displaying a list of notifications such as 'CBC out of range' and 'Potential Renal Failure'. The 'Insights' section on the right of the window provides context: 'Elevated creatinine levels and CO2 may be an indicator for renal failure. Normal range: Adult Male 0.6-1.2 mg/dl, Adult Female 0.5-1.1 mg/dl'. Action buttons like 'Add to problem list', 'Add task', and 'Acknowledge' are visible, along with an 'Undo' link.

#	Patient	Rm	TMax	HR	BP	RR	Labs	Imaging	Problems	Notifications & Tasks
1	Hope, Herman Male, 82 Nurse: Sandra Smith	523	38.0 36.6	95 89	153-76 142-86	18 17	CBC 13:25 PTT 14:50 BMP 11:08 RBC 16:15	XRAY 13:25 CT 17:10	Renal Failure Community Acquired Pneumonia Hypertension (ongoing)	8 0 0 0
2	Small, James Male, 54 Nurse: Sue Ellen Anderson	313	37.2 36.1	78 62	157-72 150-75	16 15	CBC 14:25 PTT 13:41	BMP 10:28 RBC 13:50	Acute Coronary Syndrome Hypertension (ongoing) Obese (ongoing)	23 3 0 2
3	Jones, William Male, 78 Nurse: Sue Ellen Anderson	342	37.8 37.3	97 82	142-97 150-89	17 15	CBC 14:25 PTT 13:41	BMP 11:08 RBC 13:50	Congestive Heart Failure	1 1 1 4
4	MacEachren, Alan Male, 68 Nurse: Cathy Smallwood	508	38.1 37.9	93 89	139-87 124-76	18 16	CBC 14:25 PTT 13:41	BMP 10:28 RBC 13:50	Diverticulitis Hypertension (ongoing) Headaches (ongoing)	11 2 0 1
5	Gibson, Mary Female, 27	501	38.1 37.9	93 89	140-87 122-79	18 17	CBC 14:25 PTT 13:41	BMP 10:28 RBC 13:50	Pulmonary Embolism Back pain (ongoing)	27 5 0 0

Scenario:

Dr. Ling prepares for rounds

6 ...the next notification is automatically selected with its details displayed on the right.

Dr. Ling gets a call from another hospitalist on his team, Dr. Barry. He's having car trouble and will be late getting to the hospital. He wants Dr. Ling to check on one of his patients that he's particularly concerned about. "No problem," says Dr. Ling. He clicks on the **Team Patients** list to find the patient.

The screenshot shows the GE ECIS Helix software interface. At the top, there are navigation tabs for Patient Lists, Charts, and Reference. A search bar is present with 'Patients' selected. Below the navigation, there are buttons for 'My Patients', 'What's New', 'Team Patients', 'Notifications', and 'My Tasks'. The 'My Patients' section is active, displaying a list of patients with columns for patient ID, name, gender, age, nurse, room, and various clinical data points like TMax, HR, BP, RR, Labs, Imaging, Problems, and Notifications & Tasks.

A notification window is open for patient 'Hope, Herman'. The window title is 'Hope, Herman > Notifications'. It shows a list of notifications on the left and details for the selected notification on the right. The selected notification is 'Chest xray available' from 4/9/2009 at 12:45. The details include: 'Ordered by you at 07:34', 'Taken by James Dawson at 08:55', and 'Interpreted by James Dawson at 09:34'. There is also an 'Interpretation' section with placeholder text.

#	Patient	Rm	TMax	HR	BP	RR	Labs	Imaging	Problems	Notifications & Tasks
1	Hope, Herman Male, 82 Nurse: Sandra Smith	523	38.0 36.6	95 89	153-76 142-86	18 17	CBC 13:25 PTT 14:50	BMP 11:08 RBC 16:15	Renal Failure Community Acquired Pneumonia Hypertension (ongoing)	8
2	Small, James Male, 54 Nurse: Sue Ellen Anderson	313	37.2 36.1	78 62	157-72 150-75	16 15	CBC 14:25 PTT 13:41	BMP 10:28 RBC 13:50	Acute Coronary Syndrome Hypertension (ongoing) Obese (ongoing)	23
3	Jones, William Male, 78 Nurse: Sue Ellen Anderson	342	37.8 37.3	97 82	142-97 150-89	17 15	CBC 14:25 PTT 13:41	BMP 11:08 RBC 13:50	Congestive Heart Failure	1
4	MacEachren, Alan Male, 68 Nurse: Cathy Smallwood	508	38.1 37.9	93 89	139-87 124-76	18 16	CBC 14:25 PTT 13:41	BMP 10:28 RBC 13:50	Diverticulitis Hypertension (ongoing) Headaches (ongoing)	11
5	Gibson, Mary Female, 27	501	38.1 37.9	93 89	140-87 122-79	18 17	CBC 14:25 PTT 13:41	BMP 10:28 RBC 13:50	Pulmonary Embolism Back pain (ongoing)	27

Scenario:

Dr. Ling prepares for rounds

7 The **Team Patients** list is now displayed, sorted by physician, with Dr. Barry's patients at the top. Dr. Ling spots the patient in the list and clicks her name to view her patient summary in the inspector.

The screenshot shows the GE ECIS Helix interface with the 'Team Patients' list. The list is sorted by physician, with Dr. Barry's patients at the top. A mouse cursor is hovering over the patient entry for Jennifer Bjart.

Patient	Rm	TMax	HR	BP	RR	Labs	Imaging	Problems	Hospitalist
Ackey, Jonathan Male, 82 Nurse: Sandra Smith	1125	37.2 36.1	78 62	157-72 150-75	16 15	CBC 14:25 PTT 14:50 BMP 11:08 RBC 16:15 CK 13:41	XRAY 13:25 CT 17:10 CT 14:00	Acute Coronary Syndrome Hypertension (ongoing) Obese (ongoing)	Kevin Barry
Bjart, Jennifer Female, 54 Nurse: Sue Ellen Anderson	1135	38.0 36.6	95 89	153-76 142-86	18 17	CBC 14:25 PTT 13:41 BMP 10:28 RBC 13:50 CK 13:41	XRAY 09:20 CT 09:45	Community Acquired Pneumonia Hypertension (ongoing) Headaches (ongoing)	Kevin Barry
Fanks, Brandon Male, 78 Nurse: Sue Ellen Anderson	1222	37.8 37.3	97 82	142-97 150-89	17 15	CBC 14:25 PTT 13:41 BMP 10:28 RBC 13:50 CK 13:41	XRAY 10:15 CT 15:30 CT 10:15	Congestive Heart Failure	Kevin Barry
Ezzat, Zara Male, 68 Nurse: Cathy Smallwood	1232	38.1 37.9	93 89	139-87 128-76	18 16	CBC 14:25 PTT 13:41 BMP 10:28 RBC 13:50 CK 13:41	XRAY 12:00 CT 19:10 CT 13:30	Diverticulitis Hypertension (ongoing) Headaches (ongoing)	Kevin Barry
Gomez, Miguel Female, 27 Nurse: Sandra Smith	1234	38.1 37.9	93 89	140-87 122-79	18 17	CBC 14:25 PTT 13:41 BMP 11:08 RBC 13:50 CK 13:41	XRAY 08:20 CT 10:10	Pulmonary Embolism Back pain (ongoing) Depression (ongoing)	Kevin Barry
Vasanwala, Rucha Female, 88 Nurse: Tom Jensen	1241	38.1 37.9	93 89	141-87 125-77	18 16	CBC 14:25 PTT 13:41 BMP 10:28 RBC 13:50 CK 13:41	XRAY 09:50 CT 10:45	Syncope Bradycardia Diabetes (ongoing)	Kevin Barry
Houry, Creon Female, 82 Nurse: Joan Andrews	805	38.1 37.9	93 89	137-87 123-76	19 17	CBC 14:25 PTT 13:41 BMP 10:28 RBC 13:50 CK 13:41	XRAY 10:15 CT 11:00	CVA (cerebral vascular accident) GERD Hypertension	Michael K. Goldstein
Jackson, Dino Male, 67 Nurse: Joan Andrews	807	38.0 36.6	95 89	153-76 142-86	18 17	CBC 13:25 PTT 13:41 BMP 10:28 RBC 13:50 CK 13:41	XRAY 10:35 CT 10:35	Pancreatitis Arthritis (ongoing)	Michael K. Goldstein
van Wyk, Ettiene Male, 47 Nurse: Brian Foster	804	37.2 36.1	78 62	157-72 150-75	16 15	CBC 14:25 PTT 13:41 BMP 10:28 RBC 13:50 CK 13:41	XRAY 09:30 CT 15:45 CT 10:30	Congestive Heart Failure Hypertension (ongoing) Atrial fibrillation (ongoing)	Michael K. Goldstein
Youngren, Kathy Female, 24 Nurse: Greg Martinez	803	38.1 37.9	93 89	137-87 123-76	19 17	CBC 14:25 PTT 13:41 BMP 10:28 RBC 13:50 CK 13:41 INR 13:50		Community Acquired Pneumonia Headaches (ongoing)	Michael K. Goldstein

Scenario:

Dr. Ling prepares for rounds

- 8 The inspector opens, displaying the patient summary. Dr. Ling reviews the information and decides to dive into the chart for more detail before going to see the patient. He clicks **Open chart**.

The screenshot displays the GE ECIS Helix software interface. At the top, there are navigation tabs for 'Patient Lists', 'Charts', and 'Reference'. Below these are buttons for 'My Patients', 'What's New', 'Team Patients', 'Notifications', and 'My Tasks'. The main area shows a 'Team Patients' list with columns for Patient, Rm, TMax, HR, BP, RR, Labs, Imaging, Problems, and Hospitalist. The patient 'Bjart, Jennifer' is highlighted, and a summary window is open for her. The summary window includes a left-hand navigation menu with options like 'H & P', 'Orders', 'Meds', 'Notes', 'Vitals', 'Labs', 'Imaging', 'Problems', 'Plan', 'ADT', 'Notifications', and 'Tasks'. The main content of the summary window is divided into sections: 'Problems' (Community Acquired Pneumonia, Hypertension, Diabetes), 'Allergies' (Codeine), 'Current medications' (Rocephin, Azithromycin, Accupril, Metformin, Tylenol), 'Care plan' (Increasing Activity as tolerated, 1800 ADA Diet), and 'Discharge criteria' (Afebrile for 24 hrs, Sats >89% on RA, Able to care for self). The 'Open chart' button is highlighted with a mouse cursor.

Patient	Rm	TMax	HR	BP	RR	Labs	Imaging	Problems	Hospitalist
Ackey, Jonathan Male, 82 Nurse: Sandra Smith	1125	37.2 36.1	78 62	157-72 150-75	16 15	CBC 14:25 PTT 14:50 BMP 11:08 RBC 16:15 CK 13:41	XRAY 13:25 CT 17:10 CT 14:00	Acute Coronary Syndrome Hypertension (ongoing) Obese (ongoing)	Kevin Barry
Bjart, Jennifer Female, 54 Nurse: Sue Ellen Anderson	1135	38.0 36.6	95 89	153-76 142-86	18 17	CBC 14:25 PTT 13:41 BMP 10:28 RBC 13:50 CK 13:41	XRAY 09:20 CT 09:45	Community Acquired Pneumonia Hypertension (ongoing) Headaches (ongoing)	Kevin Barry
Fanks, Brandon Male, 78 Nurse: Sue Ellen Anderson	1222	37.8 37.3	97 82	142-97 150-89	17 15	CBC 14:25 PTT 13:41 BMP 10:28 RBC 13:50 CK 13:41	XRAY 10:15 CT 15:30 CT 10:15	Congestive Heart Failure	Kevin Barry
Ezzat, Zara Male, 68 Nurse: Cathy Smallwood	1232	38.1 37.9	93 89	139-87 128-76	18 16	CBC 14:25 PTT 13:41 BMP 10:28 RBC 13:50 CK 13:41	XRAY 12:00 CT 19:10 CT 13:30	Diverticulitis Hypertension (ongoing) Headaches (ongoing)	Kevin Barry
Gomez, Miguel Female, 27	1234	38.1 37.9	93 89	140-87 122-79	18 17	CBC 14:25 PTT 13:41 BMP 11:08 RBC 13:50 CK 13:41	XRAY 08:20 CT 10:10	Pulmonary Embolism Back pain (ongoing)	Kevin Barry

Scenario:

Dr. Ling prepares for rounds

- 9 The **Charts** area opens with the patient's chart selected in the chart tray and displayed below. Dr. Ling spends some time reviewing the patient chart. When he's finished, he clicks **Team patients** to return to the **Team Patients** list.

The screenshot shows the GE ECIS interface for patient Jennifer Orr. The top navigation bar includes 'Patient Lists', 'Charts', and 'Reference'. A patient tray at the top shows four patients, with 'Orr, Jennifer' selected. The left sidebar contains a 'Team patients' button and a navigation menu with 'Summary' selected. The main content area displays the patient's summary, including demographics, admission information, and a list of problems: Acute Coronary Syndrome, Hypertension, and Obese. It also shows current medications, a care plan, and a list of tasks. The 'Vitals' section contains several line graphs for temperature, heart rate, blood pressure, respiratory rate, oxygen saturation, weight, and pain. The 'Most recent orders' section lists three orders: 'BS Check AC&HS', 'VS Q4 hrs', and 'Oxygen 2L NC'. The 'Team patients' button is highlighted in the top left of the chart area.

Scenario:

Dr. Ling prepares for rounds

10 Dr. Ling is now back on the **Team Patients** list, which appears in exactly the state he left it. He wants to add Dr. Barry's patient to his own patient list so she'll appear in his rounding plan; he clicks **Actions** to open the actions toolbar.

The screenshot displays the GE ECIS Helix software interface. At the top, there are navigation tabs for 'Patient Lists', 'Charts', and 'Reference'. Below these are buttons for 'My Patients', 'What's New', 'Team Patients' (highlighted), 'Notifications', and 'My Tasks'. A search bar and user information 'Welcome Dr Ling' are also visible.

The main area shows a 'Team Patients' list with columns for Patient, Rm, TMax, HR, BP, RR, Labs, Imaging, Problems, and Hospitalist. The list includes patients like Jonathan Ackey, Jennifer Bjart, Brandon Fanks, Zara Ezzat, and Miguel Gomez.

A detailed summary window for Jennifer Bjart is open, showing her profile picture, personal information (Female, 54), and medical details. The 'Problems' section lists 'Community Acquired Pneumonia', 'Hypertension', and 'Diabetes'. The 'Current medications' section lists various drugs like Rocephin, Azithromycin, and Accupril. The 'Care plan' section includes 'Increasing Activity as tolerated' and '1800 ADA Diet'.

Scenario:
Dr. Ling prepares for rounds

|| The **Actions** toolbar is now open. Dr. Ling clicks **Add to list...**

The screenshot displays the GE ECIS Helix software interface. At the top, there are navigation tabs for 'Patient Lists', 'Charts', and 'Reference'. Below these are buttons for 'My Patients', 'What's New', 'Team Patients' (highlighted), 'Notifications', and 'My Tasks'. A search bar is visible on the right. The main area shows a 'Team Patients' list with columns for Patient, Rm, TMax, HR, BP, RR, Labs, Imaging, Problems, and Hospitalist. Three patients are listed: Jonathan Ackey, Jennifer Bjart, and Brandon Fanks. Jennifer Bjart is highlighted, and a summary window is open for her. The summary window shows patient details (Female, 54), a list of problems (Community Acquired Pneumonia, Hypertension, Diabetes), current medications (Rocephin, Azithromycin, Accupril, Metformin, Tylenol), and a care plan (Increasing Activity as tolerated, 1800 ADA Diet, etc.).

Patient	Rm	TMax	HR	BP	RR	Labs	Imaging	Problems	Hospitalist
Ackey, Jonathan Male, 82 Nurse: Sandra Smith	1125	37.2 36.1	78 62	157-72 150-75	16 15	CBC 14:25 PTT 14:50	BMP 11:08 RBC 16:15	XRAY 13:25 CT 17:10	Kevin Barry
Bjart, Jennifer Female, 54 Nurse: Sue Ellen Anderson	1135	38.0 36.6	95 89	153-76 142-86	18 17	CBC 14:25 PTT 13:41	BMP 10:28 RBC 13:50	XRAY 09:20 CT 09:45	Kevin Barry
Fanks, Brandon Male, 78 Nurse: Sue Ellen Anderson	1222	37.8 37.3	97 82	142-97 150-89	17 15	CBC 14:25 PTT 13:41	BMP 10:28 RBC 13:50	XRAY 10:15 CT 15:30	Kevin Barry
Ezzat, Zara Male, 68 Nurse: Cathy Smallwood	1232	38.1 37.9	93 89	139-87 128-76	18 16	CBC 14:25 PTT 13:41	BMP 10:28 RBC 13:50	XRAY 12:00 CT 19:10	Kevin Barry

Scenario:

Dr. Ling prepares for rounds

12 ...and selects **My patients** from the menu. When he clicks the list name from the menu, the patient is added to the **My Patients** list, and the list selection is changed automatically to display Dr. Ling's **My Patients** list...

The screenshot displays the GE ECIS Helix software interface. At the top, there are navigation tabs for 'Patient Lists', 'Charts', and 'Reference'. Below these are buttons for 'My Patients', 'What's New', 'Team Patients', 'Notifications', and 'My Tasks'. The 'Team Patients' section shows a list of patients with columns for Patient, Rm, TMax, HR, and others. A context menu is open over the 'Team Patients' header, with 'My patients' selected. Below this, a detailed summary for patient 'Bjart, Jennifer' is shown, including her photo, demographics, and clinical data.

Patient	Rm	TMax	HR	Imaging	Problems	Hospitalist			
Ackey, Jonathan Male, 82 Nurse: Sandra Smith	1125	37.2 36.1	78 62	14:25 BMP 11:08 CK 13:41 14:50 RBC 16:15 10 more	Acute Coronary Syndrome Hypertension (ongoing) Obese (ongoing)	Kevin Barry			
Bjart, Jennifer Female, 54 Nurse: Sue Ellen Anderson	1135	38.0 36.6	95 89	153-76 142-86	18 17	CBC 14:25 BMP 10:28 CK 13:41 PTT 13:41 RBC 13:50 17 more	XRAY 09:20 CT 09:45	Community Acquired Pneumonia Hypertension (ongoing) Headaches (ongoing)	Kevin Barry
Fanks, Brandon Male, 78 Nurse: Sue Ellen Anderson	1222	37.8 37.3	97 82	142-97 150-89	17 15	CBC 14:25 BMP 10:28 CK 13:41 PTT 13:41 RBC 13:50 11 more	XRAY 10:15 CT 10:15 CT 15:30	Congestive Heart Failure	Kevin Barry
Ezzat, Zara Male, 68 Nurse: Cathy Smallwood	1232	38.1 37.9	93 89	139-87 128-76	18 16	CBC 14:25 BMP 10:28 CK 13:41 PTT 13:41 RBC 13:50 5 more	XRAY 12:00 CT 13:30 CT 19:10	Diverticulitis Hypertension (ongoing) Headaches (ongoing)	Kevin Barry

Summary: Bjart, Jennifer > Summary

H & P
 Orders
 Meds
 Notes
 Vitals
 Labs
 Imaging
 Problems
 Plan
 ADT
 Notifications
 Tasks

Sex, Age: Female, 54
 Encounter #: 1234565
 Nurse: Sue Ellen Anderson
 Admission day: 2
 Post surg day: 1
 PCP: Stephen Jennings 555-021-3256
 Family contact: Rose Jones (wife) 555-987-0987
 Address: 1234 Main Street, Jonestown, MN 56565

Problems
 Community Acquired Pneumonia this admission ongoing
 Hypertension ongoing
 Diabetes ongoing
 Labs indicate potential renal failure suggested

Allergies
 Codeine

Current medications
 Rocephin 1mg IVPB qd 4/09/09
 Azithromycin 500mg PO qd 4/09/09
 Accupril Hm 20mg PO qd 4/09/09
 Metformin Hm 850mg PO qd 4/08/09
 Tylenol 650mg PO prn T>38.5 3/12/08

Care plan
 Activity: Increasing Activity as tolerated
 Diet: 1800 ADA Diet
 Abnormal findings: Fall Risk, Nutrition Risk, Decreased sat with ambulation, Walker, Chest Pain with cough
 Discharge criteria: Afebrile for 24 hrs, Sats >89% on RA, Able to care for self
 Home medications: Accupril 20 mg PO qd, Metformin 850 mg PO qd

Scenario:

Dr. Ling prepares for rounds

13 ...where Dr. Ling can see that the patient has been added to the list, displaying an icon identifying that the patient was a manual addition to the list.

Now Dr. Ling can be sure to remember to see Dr. Barry's patient on his morning rounds.

Dr. Ling continues reviewing patient information and then sets out on rounds.

#	Patient	Rm	TMax	HR	BP	RR	Labs	Imaging	Problems	Notifications & Tasks		
1	Orr, Jennifer Female, 54 Nurse: Sue Ellen Anderson	1135	38.1 37.9	93 89	139-87 128-76	18 16	CBC 14:25 PTT 13:41	BMP 10:28 RBC 13:50	CK 13:41 INR 13:50	XRAY 10:15 CT 15:30	Community Acquired Pneumonia Headaches (ongoing)	8 0 0 2
2	Hope, Herman Male, 82 Nurse: Sandra Smith	523	38.0 36.6	95 89	153-76 142-86	18 17	CBC 13:25 PTT 14:50	BMP 11:08 RBC 16:15	CK 13:41 10 more	XRAY 13:25 CT 17:10	Community Acquired Pneumonia Hypertension (ongoing) Headaches (ongoing)	1 0 1 1
3	Small, James Male, 54 Nurse: Sue Ellen Anderson	313	37.2 36.1	78 62	157-72 150-75	16 15	CBC 14:25 PTT 13:41	BMP 10:28 RBC 13:50	CK 13:41 17 more	XRAY 09:20 CT 09:45	Acute Coronary Syndrome Hypertension (ongoing) Obese (ongoing)	23 3 0 2
4	Jones, William Male, 78 Nurse: Sue Ellen Anderson	342	37.8 37.3	97 82	142-97 150-89	17 15	CBC 14:25 PTT 13:41	BMP 11:08 RBC 13:50	CK 13:41 11 more	XRAY 10:15 CT 15:30	Congestive Heart Failure	1 1 1 4
5	MacEachren, Alan Male, 68 Nurse: Cathy Smallwood	508	38.1 37.9	93 89	139-87 124-76	18 16	CBC 14:25 PTT 13:41	BMP 10:28 RBC 13:50	CK 13:41 5 more	XRAY 12:00 CT 19:10	Diverticulitis Hypertension (ongoing) Headaches (ongoing)	11 2 0 1
6	Gibson, Mary Female, 27 Nurse: Sandra Smith	501	38.1 37.9	93 89	140-87 122-79	18 17	CBC 14:25 PTT 13:41	BMP 10:28 RBC 13:50	CK 13:41 21 more	XRAY 08:20 CT 10:10	Pulmonary Embolism Back pain (ongoing) Depression (ongoing)	27 5 0 0
7	Melville, Dee Female, 88 Nurse: Tom Jensen	301	38.1 37.9	93 89	141-87 125-77	18 16	CBC 13:25 PTT 13:41	BMP 10:28 RBC 13:50	CK 13:41	XRAY 09:50 CT 10:45	Syncope Bradycardia Diabetes (ongoing)	1 1 0 0
8	Barley, Catherine Female, 82 Nurse: Joan Andrews	410	38.1 37.9	93 89	137-87 123-76	19 17	CBC 14:25 PTT 13:41	BMP 10:28 RBC 13:50	CK 13:41 21 more	XRAY 10:15 CT 11:00	CVA (cerebral vascular accident) GERD Hypertension	4 2 0 1
9	Parker, Sandton Male, 67 Nurse: Joan Andrews	412	38.1 37.9	93 89	138-87 118-74	19 16	CBC 14:25 PTT 13:41	BMP 10:28 RBC 13:50	CK 13:41 16 more	XRAY 10:35 CT 10:35	Pancreatitis Arthritis (ongoing)	4 2 0 3
10	Wing, Devin Male, 47 Nurse: Brian Foster	417	38.1 37.9	93 89	139-87 121-79	18 17	CBC 14:25 PTT 13:41	BMP 10:28 RBC 13:50	CK 13:41 5 more	XRAY 09:30 CT 15:45	Congestive Heart Failure Hypertension (ongoing) Atrial fibrillation (ongoing)	1 2 0 0

About Dr. Campbell's scenario

In this scenario, Dr. Campbell creates a new list based on her My Appointments list, then adjusts the Settings, Patients, and Columns of the new list to accommodate her desire to view information about all of the patients with appointments in the clinic today, with any clinic physician.

For more information about Dr. Campbell and her needs and goals, see "Dr. Paula Campbell" page 297.

This scenario demonstrates the following aspects of the ECIS design:

- Creating a new list
- Naming the list
- Changing patient criteria
- Adding a column
- Editing column settings
- Moving a column

Scenario:
Dr. Campbell creates a new list

Dr. Campbell wants to create a new list that will show the day's appointments for the entire clinic, so she clicks **New List**.

The screenshot shows the GE ECIS Helix software interface. At the top, there are navigation tabs for 'Patient Lists', 'Charts', and 'Reference'. Below these are search and notification icons. The main content area is titled 'My Appointments' and displays a table of patient appointments. The table columns include Time, Patient, Sex, Age, Reason for visit, Last vst, Sev., HgbA1c, Home BGM, LDL, BP, Cr., Tasks, and Notifications. A 'new list' button is visible in the top right corner of the appointment list area, which is the focus of the scenario.

Time	Patient	Sex	Age	Reason for visit	Last vst	Sev.	HgbA1c	Home BGM	LDL	BP	Cr.	Tasks	Notifications
09:00	Reginald, Theresa	F	68	Scheduled check up	11/12/08	H	9.8	160	12/08	121 / 73	0.5		1
	Small, James	M	52	Adjust medications	2/8/08	M	7.0	152	74	119 / 70	1.2	Schedule exams...	1
09:30	Francis, Kelly	F	55	Scheduled check up	10/17/08	M	5.5	147	80	120 / 75	1.4	Schedule exams...	6
	Gibson, Marvin	M	48	Scheduled check up	4/17/08	M	7.8	147	90	123 / 79	1.3	Schedule dietician consult	0
10:30	Cartwright, Michelle	F	89	Adjust medications	8/4/08	M	5.6	147	72	121 / 82	1.2	Schedule exams...	2
	Melville, Dee	F	17	Scheduled check up	7/15/08	M	9.7	147	93	113 / 71	1.2	Test HgbA1c	1
11:30	Sandton, Parker	M	67	Starting pump regime	1/30/08	M	6.9	149	75	114 / 85	1.4	Discuss out of range labs	3
	Menlyn, Mario	M	89	Adjust medications	11/12/08	M	6.0	117	117	115 / 73	0.7		8
11:45	Dainfern, Julie	F	57	Scheduled check up	11/19/08	M	6.9	160	75	122 / 89	0.9		3
13:00	Murray, Dwayne	M	48	New referral	4/17/08	M	6.2	160	83	12/08			0
13:30	Sloan, Janet	F	59	Adjust medications	4/17/08	H	10.1	305	100	113 / 88	1.3	Review SBGM	1
15:00	Kokari, Susan	F	32	Scheduled check up	2/04/08	M	6.4	155	65	129 / 83	1.1	Perform eye exam	3
15:15	Wiley, Kimberly	F	73	Adjust medications	1/22/08	M	6.6	155	80	112 / 79	0.7	Test LDL	0
15:30	Depena, Maximillian	M	52	Scheduled check up	1/30/08	M	5.9	176	79	124 / 88	0.8	Review HgbA1c - trending up	2
	Sarris, Anastasia	F	12	Scheduled check up	11/12/08	M	5.5	176	67	119 / 89	0.6	Perform eye exam	1
16:00	Hout, Marilette	F	90	Adjust medications	10/15/08	M	6.7	285	72	128 / 72	0.9	Review SBGM	1
	Sinovich, Gerard	M	88	Starting pump regime	10/17/07	M	3.3	168	75	129 / 72	1.1		1
16:30	Panagos, Angelique	F	30	Adjust medications	4/17/07	M	5.9	133	70	106 / 79	0.9	Schedule exams...	1
16:45	MacEachren, Alan	M	49	Scheduled check up	8/4/08	M	4.2	133	80	102 / 86	0.8		0
	Jones, William	M	61	New referral	3/15/08	M	7.8	133	62	106 / 75	1.0	Check BP - recently off goal	1

Scenario:

Dr. Campbell creates a new list

- The **New list** options window opens so that Dr. Campbell can specify an existing list or template upon which to base the new list. The list she's currently viewing, **My Appointments**, is selected by default. This is the list Dr. Campbell wants to use as the starting point for her new list, so she clicks **OK**.

The screenshot shows the GE ECIS interface. The 'My Appointments' list is visible, and a 'Base new list on:' dialog box is open. The dialog box has two radio buttons: 'Current list' (selected) and 'Template'. Under 'Current list', 'My appointments' is selected. Under 'Template', there is a 'Choose template' dropdown menu. The dialog box also has 'Cancel' and 'Ok' buttons.

Time	Patient	Sex	Age	Reason for visit	Last vst	Sev.	HgbA1c	Home BGM	LDL
09:00	Reginald, Theresa	F	68	Scheduled check up	11/12/08	H	9.8	160	
	Small, James	M	52	Adjust medications	2/8/08	M	7.0	152	74
09:30	Francis, Kelly	F	55	Scheduled check up	10/17/08	M	5.5	147	80
	Gibson, Marvin	M	48	Scheduled check up	4/17/08	M	7.8	90	
10:30	Cartwright, Michelle	F	89	Adjust medications	8/4/08	M	5.6	147	72
	Melville, Dee	F	17	Scheduled check up	7/15/08	M	9.7	93	
11:30	Sandton, Parker	M	67	Starting pump regime	1/30/08	M	6.9	149	75
	Menlyn, Mario	M	89	Adjust medications	11/12/08	M	6.0	117	115 / 73
11:45	Dainfern, Julie	F	57	Scheduled check up	11/19/08	M	6.9	160	75 / 122 / 89
13:00	Murray, Dwayne	M	48	New referral	4/17/08	M	6.2	83	12/08
13:30	Sloan, Janet	F	59	Adjust medications	4/17/08	H	10.1	305	100 / 113 / 88
15:00	Kokari, Susan	F	32	Scheduled check up	2/04/08	M	6.4	65	129 / 83
15:15	Wiley, Kimberly	F	73	Adjust medications	1/22/08	M	6.6	80	112 / 79
15:30	Depena, Maximillian	M	52	Scheduled check up	1/30/08	M	5.9	79	124 / 88
	Sarris, Anastasia	F	12	Scheduled check up	11/12/08	M	5.5	67	119 / 89
16:00	Hout, Marilette	F	90	Adjust medications	10/15/08	M	6.7	72	128 / 72
	Sinovich, Gerard	M	88	Starting pump regime	10/17/07	M	3.3	75	129 / 72
16:30	Panagos, Angelique	F	30	Adjust medications	4/17/07	M	5.9	70	106 / 79
16:45	MacEachren, Alan	M	49	Scheduled check up	8/4/08	M	4.2	80	102 / 86
	Jones, William	M	61	New referral	3/15/08	M	7.8	62	106 / 75

Scenario:

Dr. Campbell creates a new list

- The new list is created, added to the **Patient list** tray, selected, and displayed with the **Customize list** panel open to the **List settings** tab.

The screenshot shows the GE ECIS software interface. At the top, there are navigation tabs for 'Patient Lists', 'Charts', and 'Reference'. A search bar is present with 'Patients' selected. Below the navigation, there are buttons for 'Upcoming pts', 'Notifications', 'Missing Labs', 'Study 1', 'My Tasks', and 'New list'. The 'New list' button is highlighted. Below this, there is a 'New list' section with 'Appointment: Today' and 'Customize list' options. The 'List settings' panel is open, showing options for 'List name' (New list), 'Template' (Outpatient clinic patients), 'Layout', 'Text size' (Medium selected), and 'Override timeframe' (2 years). Below the settings panel is a table of patients with various columns including Time, Patient, Sex, Age, Reason for visit, Last vst, Sev., HgbA1c, Home BGM, LDL, BP, Cr., Tasks, and Notifications.

Time	Patient	Sex	Age	Reason for visit	Last vst	Sev.	HgbA1c	Home BGM	LDL	BP	Cr.	Tasks	Notifications
09:00	Reginald, Theresa	F	68	Scheduled check up	11/12/08	H	9.8 1/08	160	12/08	121 / 73 12/08	0.5 2/08		1 0 0
	Small, James	M	52	Adjust medications	2/8/08	M	7.0 12/08	152	74 12/08	119 / 70 12/08	1.2 12/08	Schedule exams...	1 0 0
09:30	Francis, Kelly	F	55	Scheduled check up	10/17/08	M	5.5 12/08	147	80 12/08	120 / 75 12/08	1.4 12/08	Schedule exams...	6 0 0
	Gibson, Marvin	M	48	Scheduled check up	4/17/08	M	7.8 12/08	147	90 12/08	123 / 79 12/08	1.3 12/08	Schedule dietician consult	0 0 0
10:30	Cartwright, Michelle	F	89	Adjust medications	8/4/08	M	5.6 12/08	147	72 12/08	121 / 82 12/08	1.2 12/08	Schedule exams...	0 2 0
	Melville, Dee	F	17	Scheduled check up	7/15/08	M	9.7 12/08	147	93 12/08	113 / 71 12/08	1.2 12/08	Test HgbA1c	2 1 0
11:30	Sandton, Parker	M	67	Starting pump regime	1/30/08	M	6.9 12/08	149	75 12/08	114 / 85 12/08	1.4 12/08	Discuss out of range labs	3 1 0
	Menlyn, Mario	M	89	Adjust medications	11/12/08	M	6.0 12/08	117	117 12/08	115 / 73 12/08	0.7 12/08		8 0 0
11:45	Dainfern, Julie	F	57	Scheduled check up	11/19/08	M	6.9 12/08	160	75 12/08	122 / 89 12/08	0.9 12/08		6 3 0
13:00	Murray, Dwayne	M	48	New referral	4/17/08	M	6.2 12/08	149	83 12/08				0 0 0
13:30	Sloan, Janet	F	59	Adjust medications	4/17/08	H	10.1 12/08	305	100 12/08	113 / 88 12/08	1.3 12/08	Review SBGM	1 0 0
15:00	Kokari, Susan	F	32	Scheduled check up	2/04/08	M	6.4 12/08	155	65 12/08	129 / 83 12/08	1.1 12/08	Perform eye exam	1 3 1
15:15	Wiley, Kimberly	F	73	Adjust medications	1/22/08	M	6.6 12/08	155	80 12/08	112 / 79 12/08	0.7 12/08	Test LDL	0 0 0
15:30	Depena, Maximilian	M	52	Scheduled check up	1/30/08	M	5.9 12/08	176	79 12/08	124 / 88 12/08	0.8 12/08	Review HgbA1c - trending up	3 2 0
	Sarris, Anastasia	F	12	Scheduled check up	11/12/08	M	5.5 12/08	176	67 12/08	119 / 89 12/08	0.6 12/08	Perform eye exam	0 0 1

Scenario:

Dr. Campbell creates a new list

4 Dr. Campbell enters a name for the new list and clicks **Save**.

The screenshot shows the 'New list' configuration window in the GE ECIS software. The window is titled 'List settings' and includes the following fields and options:

- List name:** Clinic Appointments
- Text size:** Medium (selected)
- Override timeframe:** 2 years
- Adjustable in list:**

Buttons for 'Save', 'Clear changes', and 'Delete list' are visible on the right side of the window. The 'Save' button is highlighted with a mouse cursor.

Below the settings window, a patient list table is displayed with the following columns: Time, Patient, Sex, Age, Reason for visit, Last vst, Sev., HgbA1c, Home BGM, LDL, BP, Cr., Tasks, and Notifications.

Time	Patient	Sex	Age	Reason for visit	Last vst	Sev.	HgbA1c	Home BGM	LDL	BP	Cr.	Tasks	Notifications
09:00	Reginald, Theresa	F	68	Scheduled check up	11/12/08	H	9.8 1/08	160	12/08	121 / 73 12/08	0.5 2/08		1 0 0
	Small, James	M	52	Adjust medications	2/8/08	M	7.0 12/08	152	74 12/08	119 / 70 12/08	1.2 12/08	Schedule exams...	1 0 0
09:30	Francis, Kelly	F	55	Scheduled check up	10/17/08	M	5.5 12/08	147	80 12/08	120 / 75 12/08	1.4 12/08	Schedule exams...	6 0 0
	Gibson, Marvin	M	48	Scheduled check up	4/17/08	M	7.8 12/08	147	90 12/08	123 / 79 12/08	1.3 12/08	Schedule dietician consult	0 0 0
10:30	Cartwright, Michelle	F	89	Adjust medications	8/4/08	M	5.6 12/08	147	72 12/08	121 / 82 12/08	1.2 12/08	Schedule exams...	0 2 0
	Melville, Dee	F	17	Scheduled check up	7/15/08	M	9.7 12/08	147	93 12/08	113 / 71 12/08	1.2 12/08	Test HgbA1c	2 1 0
11:30	Sandton, Parker	M	67	Starting pump regime	1/30/08	M	6.9 12/08	149	75 12/08	114 / 85 12/08	1.4 12/08	Discuss out of range labs	3 1 0
	Menlyn, Mario	M	89	Adjust medications	11/12/08	M	6.0 12/08	117	117 12/08	115 / 73 12/08	0.7 12/08		8 0 0
11:45	Dainfern, Julie	F	57	Scheduled check up	11/19/08	M	6.9 12/08	160	75 12/08	122 / 89 12/08	0.9 12/08		6 3 0
13:00	Murray, Dwayne	M	48	New referral	4/17/08	M	6.2 12/08	149	83 12/08				0 0 0
13:30	Sloan, Janet	F	59	Adjust medications	4/17/08	H	10.1 12/08	305	100 12/08	113 / 88 12/08	1.3 12/08	Review SBGM	1 0 0
15:00	Kokari, Susan	F	32	Scheduled check up	2/04/08	M	6.4 12/08	155	65 12/08	129 / 83 12/08	1.1 12/08	Perform eye exam	1 3 1
15:15	Wiley, Kimberly	F	73	Adjust medications	1/22/08	M	6.6 12/08	155	80 12/08	112 / 79 12/08	0.7 12/08	Test LDL	0 0 0
15:30	Depena, Maximilian	M	52	Scheduled check up	1/30/08	M	5.9 12/08	176	79 12/08	124 / 88 12/08	0.8 12/08	Review HgbA1c - trending up	3 2 0
	Sarris, Anastasia	F	12	Scheduled check up	11/12/08	M	5.5 12/08	176	67 12/08	119 / 89 12/08	0.6 12/08	Perform eye exam	0 0 1

Scenario:

Dr. Campbell creates a new list

- The name of the new list, Clinic Appointments, is now displayed in the **Patient list** tray and the list header. Dr. Campbell is happy with the rest of the list settings, so she clicks the **Patients** tab to change the criteria that define which patients appear in the list.

The screenshot shows the GE ECIS Helix interface. At the top, there are navigation tabs for 'Patient Lists', 'Charts', and 'Reference'. A search bar is present with 'Patients' selected. Below the navigation, there are buttons for 'Upcoming pts', 'Notifications', 'Missing Labs', 'Study 1', 'My Tasks', and 'Clinic Appts'. The 'Clinic Appts' button is highlighted.

The 'List settings' dialog box is open, showing the following configuration:

- List name: Clinic Appointments
- Text size: Medium
- Override timeframe: 2 years
- Template: Outpatient clinic patients
- Layout: [Grid icon]
- Adjustable in list:

Below the settings, a table displays the patient list. The table has columns for Time, Patient, Sex, Age, Reason for visit, Last vst, Sev., HgbA1c, Home BGM, LDL, BP, Cr., Tasks, and Notifications. The data is as follows:

Time	Patient	Sex	Age	Reason for visit	Last vst	Sev.	HgbA1c	Home BGM	LDL	BP	Cr.	Tasks	Notifications
09:00	Reginald, Theresa	F	68	Scheduled check up	11/12/08	H	9.8 1/08	160	12/08	121 / 73 12/08	0.5 2/08		1 0 0
	Small, James	M	52	Adjust medications	2/8/08	M	7.0 12/08	152	74 12/08	119 / 70 12/08	1.2 12/08	Schedule exams...	1 0 0
09:30	Francis, Kelly	F	55	Scheduled check up	10/17/08	M	5.5 12/08	147	80 12/08	120 / 75 12/08	1.4 12/08	Schedule exams...	6 0 0
	Gibson, Marvin	M	48	Scheduled check up	4/17/08	M	7.8 12/08		90 12/08	123 / 79 12/08	1.3 12/08	Schedule dietician consult	0 0 0
10:30	Cartwright, Michelle	F	89	Adjust medications	8/4/08	M	5.6 12/08	147	72 12/08	121 / 82 12/08	1.2 12/08	Schedule exams...	0 2 0
	Melville, Dee	F	17	Scheduled check up	7/15/08	M	9.7 12/08		93 12/08	113 / 71 12/08	1.2 12/08	Test HgbA1c	2 1 0
11:30	Sandton, Parker	M	67	Starting pump regime	1/30/08	M	6.9 12/08	149	75 12/08	114 / 85 12/08	1.4 12/08	Discuss out of range labs	3 1 0
	Menlyn, Mario	M	89	Adjust medications	11/12/08	M	6.0 12/08		117 12/08	115 / 73 12/08	0.7 12/08		8 0 0
11:45	Dainfern, Julie	F	57	Scheduled check up	11/19/08	M	6.9 12/08	160	75 12/08	122 / 89 12/08	0.9 12/08		6 3 0
13:00	Murray, Dwayne	M	48	New referral	4/17/08	M	6.2 12/08		83 12/08				0 0 0
13:30	Sloan, Janet	F	59	Adjust medications	4/17/08	H	10.1 12/08	305	100 12/08	113 / 88 12/08	1.3 12/08	Review SBGM	1 0 0
15:00	Kokari, Susan	F	32	Scheduled check up	2/04/08	M	6.4 12/08		65 12/08	129 / 83 12/08	1.1 12/08	Perform eye exam	1 3 1
15:15	Wiley, Kimberly	F	73	Adjust medications	1/22/08	M	6.6 12/08	155	80 12/08	112 / 79 12/08	0.7 12/08	Test LDL	0 0 0
15:30	Depena, Maximilian	M	52	Scheduled check up	1/30/08	M	5.9 12/08		79 12/08	124 / 88 12/08	0.8 12/08	Review HgbA1c - trending up	3 2 0
	Sarris, Anastasia	F	12	Scheduled check up	11/12/08	M	5.5 12/08	176	67 12/08	119 / 89 12/08	0.6 12/08	Perform eye exam	0 0 1

Scenario:

Dr. Campbell creates a new list

- 6 On the **Patients** tab, Dr. Campbell can see the criteria that currently define the patients who appear in the list. She wants to change from showing just the patients associated with her to patients associated with any physician in the clinic, so she clicks the **Associated with: me** criterion to edit it.

The screenshot shows the GE ECIS Helix interface. At the top, there are navigation tabs for 'Patient Lists', 'Charts', and 'Reference'. A search bar is present with 'Patients' selected. Below the navigation, there are buttons for 'Upcoming pts', 'Notifications', 'Missing Labs', 'Study 1', 'My Tasks', and 'Clinic Appts'. The 'Clinic Appts' section is active, showing a list of patients. The 'Patients' tab is selected, and the 'Criteria' section shows 'Associated with: me' and 'Appointment: Today' as active filters. The patient list table below contains the following data:

Time	Patient	Sex	Age	Reason for visit	Last vst	Sev.	HgbA1c	Home BGM	LDL	BP	Cr.	Tasks	Notifications
09:00	Reginald, Theresa	F	68	Scheduled check up	11/12/08	H	9.8 1/08	160	12/08	121 / 73 12/08	0.5 2/08		1 0 0
	Small, James	M	52	Adjust medications	2/8/08	M	7.0 12/08	152	74 12/08	119 / 70 12/08	1.2 12/08	Schedule exams...	1 0 0
09:30	Francis, Kelly	F	55	Scheduled check up	10/17/08	M	5.5 12/08	147	80 12/08	120 / 75 12/08	1.4 12/08	Schedule exams...	6 0 0
	Gibson, Marvin	M	48	Scheduled check up	4/17/08	M	7.8 12/08	147	90 12/08	123 / 79 12/08	1.3 12/08	Schedule dietician consult	0 0 0
10:30	Cartwright, Michelle	F	89	Adjust medications	8/4/08	M	5.6 12/08	147	72 12/08	121 / 82 12/08	1.2 12/08	Schedule exams...	0 2 0
	Melville, Dee	F	17	Scheduled check up	7/15/08	M	9.7 12/08	147	93 12/08	113 / 71 12/08	1.2 12/08	Test HgbA1c	2 1 0
11:30	Sandton, Parker	M	67	Starting pump regime	1/30/08	M	6.9 12/08	149	75 12/08	114 / 85 12/08	1.4 12/08	Discuss out of range labs	3 1 0
	Menlyn, Mario	M	89	Adjust medications	11/12/08	M	6.0 12/08	117	117 12/08	115 / 73 12/08	0.7 12/08		8 0 0
11:45	Dainfern, Julie	F	57	Scheduled check up	11/19/08	M	6.9 12/08	160	75 12/08	122 / 89 12/08	0.9 12/08		6 3 0
13:00	Murray, Dwayne	M	48	New referral	4/17/08	M	6.2 12/08	149	83 12/08				0 0 0
13:30	Sloan, Janet	F	59	Adjust medications	4/17/08	H	10.1 12/08	305	100 12/08	113 / 88 12/08	1.3 12/08	Review SBGM	1 0 0
15:00	Kokari, Susan	F	32	Scheduled check up	2/04/08	M	6.4 12/08	155	65 12/08	129 / 83 12/08	1.1 12/08	Perform eye exam	1 3 1
15:15	Wiley, Kimberly	F	73	Adjust medications	1/22/08	M	6.6 12/08	155	80 12/08	112 / 79 12/08	0.7 12/08	Test LDL	0 0 0
15:30	Depena, Maximilian	M	52	Scheduled check up	1/30/08	M	5.9 12/08	176	79 12/08	124 / 88 12/08	0.8 12/08	Review HgbA1c - trending up	3 2 0
	Sarris, Anastasia	F	12	Scheduled check up	11/12/08	M	5.5 12/08	176	67 12/08	119 / 89 12/08	0.6 12/08	Perform eye exam	0 0 1

Scenario:
Dr. Campbell creates a new list

7 Dr. Campbell now sees the settings for the Associated criterion. She clicks the **Who** drop-down...

The screenshot shows the 'Clinic Appts' patient list settings in GE ECIS Helix. The 'Associated with (a person)' section is expanded, showing a 'Who' dropdown menu with 'Me' selected. The main table below lists patient appointments with various clinical data points.

Time	Patient	Sex	Age	Reason for visit	Last vst	Sev.	HgbA1c	Home BGM	LDL	BP	Cr.	Tasks	Notifications
09:00	Reginald, Theresa	F	68	Scheduled check up	11/12/08	H	9.8 1/08	160	12/08	121 / 73 12/08	0.5 2/08		1 0 0
	Small, James	M	52	Adjust medications	2/8/08	M	7.0 12/08	152	74 12/08	119 / 70 12/08	1.2 12/08	Schedule exams...	1 0 0
09:30	Francis, Kelly	F	55	Scheduled check up	10/17/08	M	5.5 12/08	147	80 12/08	120 / 75 12/08	1.4 12/08	Schedule exams...	6 0 0
	Gibson, Marvin	M	48	Scheduled check up	4/17/08	M	7.8 12/08		90 12/08	123 / 79 12/08	1.3 12/08	Schedule dietician consult	0 0 0
10:30	Cartwright, Michelle	F	89	Adjust medications	8/4/08	M	5.6 12/08	147	72 12/08	121 / 82 12/08	1.2 12/08	Schedule exams...	0 2 0
	Melville, Dee	F	17	Scheduled check up	7/15/08	M	9.7 12/08		93 12/08	113 / 71 12/08	1.2 12/08	Test HgbA1c	2 1 0
11:30	Sandton, Parker	M	67	Starting pump regime	1/30/08	M	6.9 12/08	149	75 12/08	114 / 85 12/08	1.4 12/08	Discuss out of range labs	3 1 0
	Menlyn, Mario	M	89	Adjust medications	11/12/08	M	6.0 12/08		117 12/08	115 / 73 12/08	0.7 12/08		8 0 0
11:45	Dainfern, Julie	F	57	Scheduled check up	11/19/08	M	6.9 12/08	160	75 12/08	122 / 89 12/08	0.9 12/08		6 3 0
13:00	Murray, Dwayne	M	48	New referral	4/17/08	M	6.2 12/08		83 12/08				0 0 0
13:30	Sloan, Janet	F	59	Adjust medications	4/17/08	H	10.1 12/08	305	100 12/08	113 / 88 12/08	1.3 12/08	Review SBGM	1 0 0
15:00	Kokari, Susan	F	32	Scheduled check up	2/04/08	M	6.4 12/08		65 12/08	129 / 83 12/08	1.1 12/08	Perform eye exam	1 3 1
15:15	Wiley, Kimberly	F	73	Adjust medications	1/22/08	M	6.6 12/08	155	80 12/08	112 / 79 12/08	0.7 12/08	Test LDL	0 0 0
15:30	Depena, Maximilian	M	52	Scheduled check up	1/30/08	M	5.9 12/08		79 12/08	124 / 88 12/08	0.8 12/08	Review HgbA1c - trending up	3 2 0
	Sarris, Anastasia	F	12	Scheduled check up	11/12/08	M	5.5 12/08	176	67 12/08	119 / 89 12/08	0.6 12/08	Perform eye exam	0 0 1

Scenario:
Dr. Campbell creates a new list

8 ...and chooses Everyone at diabetes clinic...

The screenshot shows the GE ECIS interface for a 'Clinic Appts' list. The 'Criteria' section is set to 'Associated with: me' and 'Appointment: Today'. The 'Columns' section shows 'Physician' selected. A dropdown menu is open over the 'Physician' column, listing several names and 'Everyone at diabetes clinic', which is highlighted. The main table displays patient information including name, sex, age, reason for visit, last visit, severity, and various lab results (LDL, BP, Cr., Hg, etc.).

Time	Patient	Sex	Age	Reason for visit	Last vst	Sev.	Hg	LDL	BP	Cr.	Tasks	Notifications			
09:00	Reginald, Theresa	F	68	Scheduled check up	11/12/08	H		12/08	121 / 73	12/08	0.5	2/08			
	Small, James	M	52	Adjust medications	2/8/08	M		74	12/08	119 / 70	12/08	1.2	12/08	Schedule exams...	
09:30	Francis, Kelly	F	55	Scheduled check up	10/17/08	M		80	12/08	120 / 75	12/08	1.4	12/08	Schedule exams...	
	Gibson, Marvin	M	48	Scheduled check up	4/17/08	M	7.8	90	12/08	123 / 79	12/08	1.3	12/08	Schedule dietician consult	
10:30	Cartwright, Michelle	F	89	Adjust medications	8/4/08	M	5.6	72	12/08	121 / 82	12/08	1.2	12/08	Schedule exams...	
	Melville, Dee	F	17	Scheduled check up	7/15/08	M	9.7	93	12/08	113 / 71	12/08	1.2	12/08	Test HgbA1c	
11:30	Sandton, Parker	M	67	Starting pump regime	1/30/08	M	6.9	75	12/08	114 / 85	12/08	1.4	12/08	Discuss out of range labs	
	Menlyn, Mario	M	89	Adjust medications	11/12/08	M	6.0	117	12/08	115 / 73	12/08	0.7	12/08		
11:45	Dainfern, Julie	F	57	Scheduled check up	11/19/08	M	6.9	160	75	12/08	122 / 89	12/08	0.9	12/08	
13:00	Murray, Dwayne	M	48	New referral	4/17/08	M	6.2	83	12/08						
13:30	Sloan, Janet	F	59	Adjust medications	4/17/08	H	10.1	100	12/08	113 / 88	12/08	1.3	12/08	Review SBGM	
15:00	Kokari, Susan	F	32	Scheduled check up	2/04/08	M	6.4	65	12/08	129 / 83	12/08	1.1	12/08	Perform eye exam	
15:15	Wiley, Kimberly	F	73	Adjust medications	1/22/08	M	6.6	80	12/08	112 / 79	12/08	0.7	12/08	Test LDL	
15:30	Depena, Maximilian	M	52	Scheduled check up	1/30/08	M	5.9	79	12/08	124 / 88	12/08	0.8	12/08	Review HgbA1c - trending up	
	Sarris, Anastasia	F	12	Scheduled check up	11/12/08	M	5.5	67	12/08	119 / 89	12/08	0.6	12/08	Perform eye exam	

Scenario:
Dr. Campbell creates a new list

9 ..and clicks **Save**.

The screenshot shows the GE ECIS Helix interface. At the top, there are navigation tabs for 'Patient Lists', 'Charts', and 'Reference'. A search bar is present with 'Patients' selected. Below the navigation, there are buttons for 'Upcoming pts', 'Notifications', 'Missing Labs', 'Study 1', 'My Tasks', and 'Clinic Appts'. The 'Clinic Appts' section is active, showing a table of appointments. The 'Advanced patient list editor' is open, allowing for the configuration of the patient list. The criteria are set to 'Associated with: me' and 'Appointment: Today'. The 'Save' button is highlighted with a mouse cursor.

Time	Patient	Sex	Age	Reason for visit	Last vst	Sev.	HgbA1c	Home BGM	LDL	BP	Cr.	Tasks	Notifications
09:00	Reginald, Theresa	F	68	Scheduled check up	11/12/08	H	9.8 1/08	160	12/08	121 / 73 12/08	0.5 2/08		1 0 0
	Small, James	M	52	Adjust medications	2/8/08	M	7.0 12/08	152	74 12/08	119 / 70 12/08	1.2 12/08	Schedule exams...	1 0 0
09:30	Francis, Kelly	F	55	Scheduled check up	10/17/08	M	5.5 12/08	147	80 12/08	120 / 75 12/08	1.4 12/08	Schedule exams...	6 0 0
	Gibson, Marvin	M	48	Scheduled check up	4/17/08	M	7.8 12/08		90 12/08	123 / 79 12/08	1.3 12/08	Schedule dietician consult	0 0 0
10:30	Cartwright, Michelle	F	89	Adjust medications	8/4/08	M	5.6 12/08	147	72 12/08	121 / 82 12/08	1.2 12/08	Schedule exams...	0 2 0
	Melville, Dee	F	17	Scheduled check up	7/15/08	M	9.7 12/08		93 12/08	113 / 71 12/08	1.2 12/08	Test HgbA1c	2 1 0
11:30	Sandton, Parker	M	67	Starting pump regime	1/30/08	M	6.9 12/08	149	75 12/08	114 / 85 12/08	1.4 12/08	Discuss out of range labs	3 1 0
	Menlyn, Mario	M	89	Adjust medications	11/12/08	M	6.0 12/08		117 12/08	115 / 73 12/08	0.7 12/08		8 0 0
11:45	Dainfern, Julie	F	57	Scheduled check up	11/19/08	M	6.9 12/08	160	75 12/08	122 / 89 12/08	0.9 12/08		6 3 0
13:00	Murray, Dwayne	M	48	New referral	4/17/08	M	6.2 12/08		83 12/08				0 0 0
13:30	Sloan, Janet	F	59	Adjust medications	4/17/08	H	10.1 12/08	305	100 12/08	113 / 88 12/08	1.3 12/08	Review SBGM	1 0 0
15:00	Kokari, Susan	F	32	Scheduled check up	2/04/08	M	6.4 12/08		65 12/08	129 / 83 12/08	1.1 12/08	Perform eye exam	1 3 1
15:15	Wiley, Kimberly	F	73	Adjust medications	1/22/08	M	6.6 12/08	155	80 12/08	112 / 79 12/08	0.7 12/08	Test LDL	0 0 0
15:30	Depena, Maximilian	M	52	Scheduled check up	1/30/08	M	5.9 12/08		79 12/08	124 / 88 12/08	0.8 12/08	Review HgbA1c - trending up	3 2 0
	Sarris, Anastasia	F	12	Scheduled check up	11/12/08	M	5.5 12/08	176	67 12/08	119 / 89 12/08	0.6 12/08	Perform eye exam	0 0 1

Scenario:

Dr. Campbell creates a new list

- 10 The list is updated to reflect patients associated with any physician in the clinic with appointments today.

Next, Dr. Campbell wants to add a column so she can see which physician is associated with each patient, so she clicks the **Columns** tab.

The screenshot shows the GE ECIS Helix interface. At the top, there are navigation tabs for Patient Lists, Charts, Reference, and a search bar. Below this is a secondary navigation bar with buttons for Upcoming pts, Notifications, Missing Labs, Study 1, My Tasks, and Clinic Appts (which is highlighted). The main content area is titled 'Clinic Appts' and includes an 'Appointment: Today' filter and 'Customize list' and 'Actions' options. On the left, there are three sidebar tabs: 'Settings', 'Patients', and 'Columns'. The 'Columns' tab is selected, and the 'Advanced patient list editor' is open, showing criteria for the list: 'Associated with: everyone' and 'Appointment: Today'. Below the editor is a table of patient appointments with columns for Time, Patient, Sex, Age, Reason for visit, Last vst, Sev., HgbA1c, Home BGM, LDL, BP, Cr., Tasks, and Notifications. The table contains 15 rows of patient data, including names like Hope, Herman, Small, James, Wiley, Kimberly, Depena, Maximillian, Sarris, Anastasia, Francis, Kelly, Gibson, Marvin, Cartwright, Michelle, Hout, Marilette, Travis, Janet, Barley, Catherine, Melville, Dee, Sandton, Parker, Menlyn, Mario, and Dainfern, Julie.

Time	Patient	Sex	Age	Reason for visit	Last vst	Sev.	HgbA1c	Home BGM	LDL	BP	Cr.	Tasks	Notifications
09:00	Hope, Herman	M	23	Scheduled check up	8/04/08	M	7.8 1/08	160	12/08	121 / 73 12/08	0.5 2/08	Test LDL	0 0 0
	Small, James	M	52	Adjust medications	3/15/08	M	7.0 12/08	152	74 12/08	119 / 70 12/08	1.2 12/08	Review SBGM	1 0 0
	Wiley, Kimberly	F	34	Scheduled check up	11/12/08	M	5.5 12/08	147	80 12/08	120 / 75 12/08	1.4 12/08	Schedule exams...	6 0 0
	Depena, Maximillian	M	21	Scheduled check up	2/08/08	H	7.8 12/08	123	90 12/08	123 / 79 12/08	1.3 12/08	Schedule exams...	0 0 0
	Sarris, Anastasia	F	53	Adjust medications	10/17/08	M	5.6 12/08	147	72 12/08	121 / 82 12/08	1.2 12/08	Schedule dietician consult	0 2 0
09:30	Francis, Kelly	F	55	Scheduled check up	4/17/08	M	6.0 12/08		93 12/08	113 / 71 12/08	1.2 12/08	Schedule exams...	2 1 0
	Gibson, Marvin	M	48	Starting pump regime	2/04/08	M	6.9 12/08	149	75 12/08	114 / 85 12/08	1.4 12/08	Test Hb1aC	3 1 0
	Cartwright, Michelle	M	89	Adjust medications	1/22/08	M	9.7 12/08	152	98 12/08	115 / 73 12/08	0.7 12/08	Discuss out of range labs	8 0 0
	Hout, Marilette	F	45	Scheduled check up	1/30/08	M	6.9 12/08	179	75 12/08	122 / 89 12/08	0.9 12/08		6 3 0
	Travis, Janet	F	32	New referral	11/12/08	M	6.2 12/08	160	83 12/08	115 / 75 12/08	1.5 12/08	Test LDL	0 0 0
	Barley, Catherine	F	19	Adjust medications	10/15/08	M	7.1 12/08		100 12/08	113 / 88 12/08	1.3 12/08	Review SBGM	1 0 0
10:00	Melville, Dee	F	17	Scheduled check up	4/17/08	M	6.4 12/08		65 12/08	129 / 83 12/08	1.1 12/08	Perform eye exam	1 3 1
	Sandton, Parker	M	67	Adjust medications	8/04/08	M	6.6 12/08	135	80 12/08	112 / 79 12/08	0.7 12/08	Test LDL	0 0 0
	Menlyn, Mario	M	89	Scheduled check up	7/15/08	H	10.1 12/08		79 12/08	124 / 88 12/08	0.8 12/08	Review Hb1Ac - trending up	3 2 0
11:45	Dainfern, Julie	F		Scheduled check up	1/30/08	M	5.5 12/08	155	111 12/08	119 / 89 12/08	0.6 12/08	Perform eye exam	0 0 1

Scenario:

Dr. Campbell creates a new list

On the **Columns** tab, Dr. Campbell sees that she can click a column header to edit or delete the column, or add a new column. She clicks **Add column**.

The screenshot shows the GE ECIS Helix interface. At the top, there are navigation tabs for 'Patient Lists', 'Charts', 'Reference', and 'Clinic Appts'. The 'Clinic Appts' tab is active, showing a list of appointments. On the left, there is a 'Settings' sidebar with options for 'Columns', 'Patients', and 'Advanced patient list editor'. The 'Columns' panel is open, displaying instructions on how to adjust column settings and a list of columns. A mouse cursor is hovering over the 'Add column' button. Below the panel is a table of appointments with columns for Time, Patient, Sex, Age, Reason for visit, Last vst, Sev., HgbA1c, Home BGM, LDL, BP, Cr., Tasks, and Notifications.

Time	Patient	Sex	Age	Reason for visit	Last vst	Sev.	HgbA1c	Home BGM	LDL	BP	Cr.	Tasks	Notifications
09:00	Hope, Herman	M	23	Scheduled check up	8/04/08	M	7.8 1/08	160	12/08	121 / 73 12/08	0.5 2/08	Test LDL	0 0 0
	Small, James	M	52	Adjust medications	3/15/08	M	7.0 12/08	152	74 12/08	119 / 70 12/08	1.2 12/08	Review SBGM	1 0 0
	Wiley, Kimberly	F	34	Scheduled check up	11/12/08	M	5.5 12/08	147	80 12/08	120 / 75 12/08	1.4 12/08	Schedule exams...	6 0 0
	Depena, Maximilian	M	21	Scheduled check up	2/08/08	H	7.8 12/08	123	90 12/08	123 / 79 12/08	1.3 12/08	Schedule exams...	0 0 0
	Sarris, Anastasia	F	53	Adjust medications	10/17/08	M	5.6 12/08	147	72 12/08	121 / 82 12/08	1.2 12/08	Schedule dietician consult	0 2 0
09:30	Francis, Kelly	F	55	Scheduled check up	4/17/08	M	6.0 12/08		93 12/08	113 / 71 12/08	1.2 12/08	Schedule exams...	2 1 0
	Gibson, Marvin	M	48	Starting pump regime	2/04/08	M	6.9 12/08	149	75 12/08	114 / 85 12/08	1.4 12/08	Test Hb1aC	3 1 0
	Cartwright, Michelle	M	89	Adjust medications	1/22/08	M	9.7 12/08	152	98 12/08	115 / 73 12/08	0.7 12/08	Discuss out of range labs	8 0 0
	Hout, Marilette	F	45	Scheduled check up	1/30/08	M	6.9 12/08	179	75 12/08	122 / 89 12/08	0.9 12/08		6 3 0
	Travis, Janet	F	32	New referral	11/12/08	M	6.2 12/08	160	83 12/08	115 / 75 12/08	1.5 12/08	Test LDL	0 0 0
	Barley, Catherine	F	19	Adjust medications	10/15/08	M	7.1 12/08		100 12/08	113 / 88 12/08	1.3 12/08	Review SBGM	1 0 0
	Melville, Dee	F	17	Scheduled check up	4/17/08	M	6.4 12/08		65 12/08	129 / 83 12/08	1.1 12/08	Perform eye exam	1 3 1
10:00	Sandton, Parker	M	67	Adjust medications	8/04/08	M	6.6 12/08	135	80 12/08	112 / 79 12/08	0.7 12/08	Test LDL	0 0 0

Scenario:
Dr. Campbell creates a new list

12 Dr. Campbell sees a list of columns that she can add to her list. She clicks **Physician...**

The screenshot shows the GE ECIS Helix software interface. At the top, there are navigation tabs for 'Patient Lists', 'Charts', and 'Reference'. A search bar is present with 'Patients' selected. Below the navigation, there are buttons for 'Upcoming pts', 'Notifications', 'Missing Labs', 'Study 1', 'My Tasks', and 'Clinic Apts'. The 'Clinic Apts' button is highlighted. Below this, there are controls for 'Appointment: Today' and 'Customize list'. The main area displays a patient list with columns for Time, Patient, Sex, Age, Reason for visit, Last vst, and Sev. A 'Columns' menu is open, showing a list of available columns categorized into Demographics, Clinical information, Images, and Lorem category. The 'Physician' column is highlighted. The patient list below shows various patients with their details and associated lab results.

Time	Patient	Sex	Age	Reason for visit	Last vst	Sev.
09:00	Hope, Herman	M	23	Scheduled check up	8/04/08	M
	Small, James	M	52	Adjust medications	3/15/08	M
	Wiley, Kimberly	F	34	Scheduled check up	11/12/08	M
	Depena, Maximilian	M	21	Scheduled check up	2/08/08	H
	Sarris, Anastasia	F	53	Adjust medications	10/17/08	M
09:30	Francis, Kelly	F	55	Scheduled check up	4/17/08	M
	Gibson, Marvin	M	48	Starting pump regime	2/04/08	M
	Cartwright, Michelle	M	89	Adjust medications	1/22/08	M
	Hout, Marilette	F	45	Scheduled check up	1/30/08	M
	Travis, Janet	F	32	New referral	11/12/08	M
	Barley, Catherine	F	19	Adjust medications	10/15/08	M
10:00	Melville, Dee	F	17	Scheduled check up	4/17/08	M
	Sandton, Parker	M	67	Adjust medications	8/04/08	M

Scenario:

Dr. Campbell creates a new list

13 ...the **Physician** column is appended to the list, and its settings are displayed in the **Customize list** panel. Dr. Campbell is happy with the default settings for the column, so she clicks **Save**...

The screenshot shows the GE ECIS Helix interface. At the top, there are navigation tabs for 'Patient Lists', 'Charts', 'Reference', 'Study 1', 'My Tasks', and 'Clinic Appts'. The 'Clinic Appts' tab is active, showing a list of appointments. On the right side, the 'Advanced patient list editor' panel is open, showing settings for the 'Physician' column. The 'Save' button is highlighted with a mouse cursor. Below the editor, a table of appointments is visible, with columns for Time, Patient, Sex, Age, Reason for visit, Last vst, Sev., HgbA1c, Home BGM, LDL, BP, Cr., Tasks for today's..., Notifications, and Physician.

Time	Patient	Sex	Age	Reason for visit	Last vst	Sev.	HgbA1c	Home BGM	LDL	BP	Cr.	Tasks for today's...	Notifications	Physician					
09:00	Hope, Herman	M	23	Scheduled check up	8/04/08	M	7.8	160	12/08	121 / 73	12/08	0.5	2/08	Test LDL	1	0	0	0	
	Small, James	M	52	Adjust medications	3/15/08	M	7.0	152	74	12/08	119 / 70	12/08	1.2	12/08	Review SBGM	1	0	0	0
	Wiley, Kimberly	F	34	Scheduled check up	11/12/08	M	5.5	147	80	12/08	120 / 75	12/08	1.4	12/08	Schedule exams...	6	0	0	0
	Depena, Maximilian	M	21	Scheduled check up	2/08/08	H	7.8	123	90	12/08	123 / 79	12/08	1.3	12/08	Schedule exams...	0	0	0	0
	Sarris, Anastasia	F	53	Adjust medications	10/17/08	M	5.6	147	72	12/08	121 / 82	12/08	1.2	12/08	Schedule dietician c...	0	2	0	0
09:30	Francis, Kelly	F	55	Scheduled check up	4/17/08	M	6.0	149	93	12/08	113 / 71	12/08	1.2	12/08	Schedule exams...	2	1	0	0
	Gibson, Marvin	M	48	Starting pump reg...	2/04/08	M	6.9	149	75	12/08	114 / 85	12/08	1.4	12/08	Test Hb1aC	3	1	0	0
	Cartwright, Michelle	M	89	Adjust medications	1/22/08	M	9.7	152	98	12/08	115 / 73	12/08	0.7	12/08	Discuss out of range...	8	0	0	0
	Hout, Marilette	F	45	Scheduled check up	1/30/08	M	6.9	179	75	12/08	122 / 89	12/08	0.9	12/08		6	3	0	0
	Travis, Janet	F	32	New referral	11/12/08	M	6.2	160	83	12/08	115 / 75	12/08	1.5	12/08	Test LDL	0	0	0	0
10:00	Barley, Catherine	F	19	Adjust medications	10/15/08	M	7.1	100	100	12/08	113 / 88	12/08	1.3	12/08	Review SBGM	1	0	0	0
	Melville, Dee	F	17	Scheduled check up	4/17/08	M	6.4	65	65	12/08	129 / 83	12/08	1.1	12/08	Perform eye exam	1	3	1	1
	Sandton, Parker	M	67	Adjust medications	8/04/08	M	6.6	135	80	12/08	112 / 79	12/08	0.7	12/08	Test LDL	0	0	0	0

Scenario:
Dr. Campbell creates a new list

14 ...and the **Physician** column is permanently added to the list and populated with data.

Dr. Campbell wants to make a bit more room for the **Physician** column, so she decides to remove the visualization for the **HgbA1c** column to free up some space. She clicks on the **HgbA1c** column to edit its settings.

The screenshot shows the 'Clinic Appts' list editor in the GE ECIS Helix software. The 'Columns' panel is open, showing settings for the 'Physician' column. The main table displays a list of appointments with columns for Time, Patient, Sex, Age, Reason for visit, Last vst, Sev., HgbA1c, Home BGM, LDL, BP, Cr., Tasks for today's..., Notifications, and Physician.

Time	Patient	Sex	Age	Reason for visit	Last vst	Sev.	HgbA1c	Home BGM	LDL	BP	Cr.	Tasks for today's...	Notifications	Physician			
09:00	Hope, Herman	M	23	Scheduled check up	8/04/08	M	7.8	160	12/08	121 / 73	12/08	0.5	2/08	Test LDL	1	Jane Clark	
	Small, James	M	52	Adjust medications	3/15/08	M	7.0	152	74	12/08	119 / 70	12/08	1.2	12/08	Review SBGM	1	Paula Campbell
	Wiley, Kimberly	F	34	Scheduled check up	11/12/08	M	5.5	147	80	12/08	120 / 75	12/08	1.4	12/08	Schedule exams...	6	Derek Finlayson
	Depena, Maximilian	M	21	Scheduled check up	2/08/08	H	7.8	123	90	12/08	123 / 79	12/08	1.3	12/08	Schedule exams...	0	Paula Campbell
	Sarris, Anastasia	F	53	Adjust medications	10/17/08	M	5.6	147	72	12/08	121 / 82	12/08	1.2	12/08	Schedule dietician c...	0	Craig Holden
09:30	Francis, Kelly	F	55	Scheduled check up	4/17/08	M	6.0	149	93	12/08	113 / 71	12/08	1.2	12/08	Schedule exams...	2	Paula Campbell
	Gibson, Marvin	M	48	Starting pump reg...	2/04/08	M	6.9	149	75	12/08	114 / 85	12/08	1.4	12/08	Test Hb1aC	3	Paula Campbell
	Cartwright, Michelle	M	89	Adjust medications	1/22/08	M	9.7	152	98	12/08	115 / 73	12/08	0.7	12/08	Discuss out of range...	8	Jane Clark
	Hout, Marilette	F	45	Scheduled check up	1/30/08	M	6.9	179	75	12/08	122 / 89	12/08	0.9	12/08		6	Jane Clark
	Travis, Janet	F	32	New referral	11/12/08	M	6.2	160	83	12/08	115 / 75	12/08	1.5	12/08	Test LDL	0	Steven Dreyfuss
10:00	Barley, Catherine	F	19	Adjust medications	10/15/08	M	7.1	100	100	12/08	113 / 88	12/08	1.3	12/08	Review SBGM	1	Steven Dreyfuss
	Melville, Dee	F	17	Scheduled check up	4/17/08	M	6.4	65	65	12/08	129 / 83	12/08	1.1	12/08	Perform eye exam	1	Paula Campbell
	Sandton, Parker	M	67	Adjust medications	8/04/08	M	6.6	135	80	12/08	112 / 79	12/08	0.7	12/08	Test LDL	0	Steven Dreyfuss

Scenario:
Dr. Campbell creates a new list

- 15 The **HgbA1c** column is selected in the list, and its settings are displayed in the **Customize list** panel. Dr. Campbell clicks the **Visualization** drop-down...

The screenshot shows the GE ECIS Helix interface. At the top, there are navigation tabs for 'Patient Lists', 'Charts', 'Reference', and 'Search'. Below this is a 'Clinic Appts' section with a table of appointments. The 'Customize list' panel is open for the 'HgbA1c' column, showing various settings like 'label', 'visualization' (set to 'Histogram'), and 'column timeframe'.

Time	Patient	Sex	Age	Reason for visit	Last vst	Sev.	HgbA1c	Home BGM	LDL	BP	Cr.	Tasks for today's...	Notifications	Physician	
09:00	Hope, Herman	M	23	Scheduled check up	8/04/08	M	7.8	160	12/08	121 / 73	12/08	0.5	2/08	Test LDL	1
	Small, James	M	52	Adjust medications	3/15/08	M	7.0	152	74	119 / 70	12/08	1.2	12/08	Review SBGM	1
	Wiley, Kimberly	F	34	Scheduled check up	11/12/08	M	5.5	147	80	120 / 75	12/08	1.4	12/08	Schedule exams...	6
	Depena, Maximilian	M	21	Scheduled check up	2/08/08	H	7.8	123	90	123 / 79	12/08	1.3	12/08	Schedule exams...	0
09:30	Sarris, Anastasia	F	53	Adjust medications	10/17/08	M	5.6	147	72	121 / 82	12/08	1.2	12/08	Schedule dietician c...	0
	Francis, Kelly	F	55	Scheduled check up	4/17/08	M	6.0	149	93	113 / 71	12/08	1.2	12/08	Schedule exams...	2
	Gibson, Marvin	M	48	Starting pump reg...	2/04/08	M	6.9	149	75	114 / 85	12/08	1.4	12/08	Test HbLaC	3
	Cartwright, Michelle	M	89	Adjust medications	1/22/08	M	9.7	152	98	115 / 73	12/08	0.7	12/08	Discuss out of range...	8
	Hout, Marilette	F	45	Scheduled check up	1/30/08	M	6.9	179	75	122 / 89	12/08	0.9	12/08		6
	Travis, Janet	F	32	New referral	11/12/08	M	6.2	160	83	115 / 75	12/08	1.5	12/08	Test LDL	0
	Barley, Catherine	F	19	Adjust medications	10/15/08	M	7.1	100	100	113 / 88	12/08	1.3	12/08	Review SBGM	1
	Melville, Dee	F	17	Scheduled check up	4/17/08	M	6.4	65	65	129 / 83	12/08	1.1	12/08	Perform eye exam	1
10:00	Sandton, Parker	M	67	Adjust medications	8/04/08	M	6.6	135	80	112 / 79	12/08	0.7	12/08	Test LDL	0

Scenario:
Dr. Campbell creates a new list

16 ...and selects **None**...

The screenshot shows the 'Advanced patient list editor' for 'Clinic Apts'. The 'HgbA1c' column is selected, and its visualization is set to 'None'. The main table lists patients with their HgbA1c values and trends. The 'HgbA1c' column is highlighted in blue, and a dropdown menu is open over it, showing options: 'None', 'Histogram', 'Trend line', and 'Bullet graph'. The 'None' option is selected.

Time	Patient	Sex	Age	Reason for visit	Last vst	Sev.	HgbA1c	Home BGM	LDL	BP	Cr.	Tasks for today's...	Notifications	Physician						
09:00	Hope, Herman	M	23	Scheduled check up	8/04/08	M	7.8	12/08	160	120/80	121 / 73	12/08	0.5	2/08	Test LDL	1	0	0	0	
	Small, James	M	52	Adjust medications	3/15/08	M	7.0	12/08	152	74	120/80	119 / 70	12/08	1.2	12/08	Review SBGM	1	0	0	0
	Wiley, Kimberly	F	34	Scheduled check up	11/12/08	M	5.5	12/08	147	80	120/80	120 / 75	12/08	1.4	12/08	Schedule exams...	6	0	0	0
	Depena, Maximilian	M	21	Scheduled check up	2/08/08	H	7.8	12/08	123	90	120/80	123 / 79	12/08	1.3	12/08	Schedule exams...	0	0	2	0
	Sarris, Anastasia	F	53	Adjust medications	10/17/08	M	5.6	12/08	147	72	120/80	121 / 82	12/08	1.2	12/08	Schedule dietician c...	0	0	2	0
09:30	Francis, Kelly	F	55	Scheduled check up	4/17/08	M	6.0	12/08	149	93	120/80	113 / 71	12/08	1.2	12/08	Schedule exams...	2	0	1	0
	Gibson, Marvin	M	48	Starting pump reg...	2/04/08	M	6.9	12/08	149	75	120/80	114 / 85	12/08	1.4	12/08	Test Hb1aC	3	0	1	0
	Cartwright, Michelle	M	89	Adjust medications	1/22/08	M	9.7	12/08	152	98	120/80	115 / 73	12/08	0.7	12/08	Discuss out of range...	8	0	0	0
	Hout, Marilette	F	45	Scheduled check up	1/30/08	M	6.9	12/08	179	75	120/80	122 / 89	12/08	0.9	12/08		6	0	3	0
	Travis, Janet	F	32	New referral	11/12/08	M	6.2	12/08	160	83	120/80	115 / 75	12/08	1.5	12/08	Test LDL	0	0	0	0
10:00	Barley, Catherine	F	19	Adjust medications	10/15/08	M	7.1	12/08	100	100	120/80	113 / 88	12/08	1.3	12/08	Review SBGM	1	0	0	0
	Melville, Dee	F	17	Scheduled check up	4/17/08	M	6.4	12/08	65	65	120/80	129 / 83	12/08	1.1	12/08	Perform eye exam	1	0	3	1
	Sandton, Parker	M	67	Adjust medications	8/04/08	M	6.6	12/08	135	80	120/80	112 / 79	12/08	0.7	12/08	Test LDL	0	0	0	0

Scenario:
Dr. Campbell creates a new list

17 ...and clicks **Save**.

The screenshot shows the GE ECIS interface for configuring a patient list. The 'Columns' panel is active, showing settings for the 'HgbA1c' column. The 'Save' button is highlighted with a mouse cursor. Below the panel is a table of patient appointments with various clinical data points.

Time	Patient	Sex	Age	Reason for visit	Last vst	Sev.	HgbA1c	Home BGM	LDL	BP	Cr.	Tasks for today's...	Notifications	Physician					
09:00	Hope, Herman	M	23	Scheduled check up	8/04/08	M	7.8	160	12/08	121 / 73	12/08	0.5	2/08	Test LDL	1	0	0	0	
	Small, James	M	52	Adjust medications	3/15/08	M	7.0	152	74	12/08	119 / 70	12/08	1.2	12/08	Review SBGM	1	0	0	0
	Wiley, Kimberly	F	34	Scheduled check up	11/12/08	M	5.5	147	80	12/08	120 / 75	12/08	1.4	12/08	Schedule exams...	6	0	0	0
	Depena, Maximilian	M	21	Scheduled check up	2/08/08	H	7.8	123	90	12/08	123 / 79	12/08	1.3	12/08	Schedule exams...	0	0	0	0
	Sarris, Anastasia	F	53	Adjust medications	10/17/08	M	5.6	147	72	12/08	121 / 82	12/08	1.2	12/08	Schedule dietician c...	0	2	0	0
09:30	Francis, Kelly	F	55	Scheduled check up	4/17/08	M	6.0	149	93	12/08	113 / 71	12/08	1.2	12/08	Schedule exams...	2	1	0	0
	Gibson, Marvin	M	48	Starting pump reg...	2/04/08	M	6.9	149	75	12/08	114 / 85	12/08	1.4	12/08	Test Hb1aC	3	1	0	0
	Cartwright, Michelle	M	89	Adjust medications	1/22/08	M	9.7	152	98	12/08	115 / 73	12/08	0.7	12/08	Discuss out of range...	8	0	0	0
	Hout, Marilette	F	45	Scheduled check up	1/30/08	M	6.9	179	75	12/08	122 / 89	12/08	0.9	12/08		6	3	0	0
	Travis, Janet	F	32	New referral	11/12/08	M	6.2	160	83	12/08	115 / 75	12/08	1.5	12/08	Test LDL	0	0	0	0
	Barley, Catherine	F	19	Adjust medications	10/15/08	M	7.1	100	100	12/08	113 / 88	12/08	1.3	12/08	Review SBGM	1	0	0	0
	Melville, Dee	F	17	Scheduled check up	4/17/08	M	6.4	65	65	12/08	129 / 83	12/08	1.1	12/08	Perform eye exam	1	3	1	1
	Sandton, Parker	M	67	Adjust medications	8/04/08	M	6.6	135	80	12/08	112 / 79	12/08	0.7	12/08	Test LDL	0	0	0	0

Scenario:
Dr. Campbell creates a new list

18 The **HgbA1c** column is updated in the list to display no visualization. It now takes up less space, leaving more room for the **Physician** column.

Dr. Campbell decides to move the **HgbA1c** column to the right of the **Home BGM** column, so she holds down her mouse key...

The screenshot shows the GE ECIS interface for managing a list of clinic appointments. The 'Columns' configuration panel is active, showing the 'HgbA1c' column selected. The 'visualization' dropdown is set to 'None', indicating that the column will not display a chart. The main table below lists patients with various lab results and tasks. The 'HgbA1c' column in the table is highlighted, and a mouse cursor is positioned over the 'None' option in the settings panel.

Time	Patient	Sex	Age	Reason for visit	Last vst	Sev.	HgbA1c	Home BGM	LDL	BP	Cr.	Tasks for today's...	Notifications	Physician	
09:00	Hope, Herman	M	23	Scheduled checkup	8/04/08	M	7.8 1/08	160	12/08	121 / 73	12/08	0.5 2/08	Test LDL	1 0 0 0	Jane Clark
	Small, James	M	52	Scheduled checkup	3/15/08	M	7.0 12/08	152	74 12/08	119 / 70	12/08	1.2 12/08	Review SBGM	1 0 0 0	Paula Campbell
	Wiley, Kimberly	F	34	Scheduled checkup	11/12/08	M	5.5 12/08	147	80 12/08	120 / 75	12/08	1.4 12/08	Schedule exams...	6 0 0 0	Derek Finlayson
	Depena, Maximilian	M	21	Scheduled checkup	2/08/08	H	7.8 12/08	123	90 12/08	123 / 79	12/08	1.3 12/08	Schedule exams...	0 0 0 0	Paula Campbell
	Sarris, Anastasia	F	53	Scheduled checkup	10/17/08	M	5.6 12/08	147	72 12/08	121 / 82	12/08	1.2 12/08	Schedule dietician co...	0 2 0 0	Craig Holden
09:30	Francis, Kelly	F	55	Scheduled checkup	4/17/08	M	6.0 12/08		93 12/08	113 / 71	12/08	1.2 12/08	Schedule exams...	2 1 0 0	Paula Campbell
	Gibson, Marvin	M	48	Scheduled checkup	2/04/08	M	6.9 12/08	149	75 12/08	114 / 85	12/08	1.4 12/08	Test Hb1aC	3 1 0 0	Paula Campbell
	Cartwright, Michelle	M	89	Scheduled checkup	1/22/08	M	9.7 12/08	152	98 12/08	115 / 73	12/08	0.7 12/08	Discuss out of range ...	8 0 0 0	Jane Clark
	Hout, Marilette	F	45	Scheduled checkup	1/30/08	M	6.9 12/08	179	75 12/08	122 / 89	12/08	0.9 12/08		6 3 0 0	Jane Clark
	Travis, Janet	F	32	Scheduled checkup	11/12/08	M	6.2 12/08	160	83 12/08	115 / 75	12/08	1.5 12/08	Test LDL	0 0 0 0	Steven Dreyfuss
10:00	Barley, Catherine	F	19	Scheduled checkup	10/15/08	M	7.1 12/08		100 12/08	113 / 88	12/08	1.3 12/08	Review SBGM	1 0 0 0	Steven Dreyfuss
	Melville, Dee	F	17	Scheduled checkup	4/17/08	M	6.4 12/08		65 12/08	129 / 83	12/08	1.1 12/08	Perform eye exam	1 3 1 1	Paula Campbell
	Sandton, Parker	M	67	Scheduled checkup	8/04/08	M	6.6 12/08	135	80 12/08	112 / 79	12/08	0.7 12/08	Test LDL	0 0 0 0	Steven Dreyfuss

Scenario:
Dr. Campbell creates a new list

19 ...drags the column to the desired location...

Advanced patient list editor

To adjust column settings, select by clicking the column header in the list below.

HgbA1c (clinical data > labs) Selected column. Adjust what is displayed and how it looks here.

label: **HgbA1c** which one?: **Most recent** what about it?: Value Date Time visualization: **None** column timeframe: All time Override (change in List Settings)

Conditional formatting: Currently set to [Mayo 2008 defaults](#), open to customize

Time	Patient	Sex	Age	Reason for visit	Last vst	Sev.	Home BGM	LDL	BP	Cr.	Tasks for today's...	Notifications	Physician							
09:00	Hope, Herman	M	23	Scheduled checkup	8/04/08	M	160	12/08	121 / 73	12/08	0.5	2/08	Test LDL	1	0	0	Jane Clark			
	Small, James	M	52	Scheduled checkup	3/15/08	M	7.8	147/108	80	12/08	120	75	12/08	1.4	12/08	Review SBGM	1	0	0	Paula Campbell
	Wiley, Kimberly	F	34	Scheduled checkup	11/12/08	M	7.0	123/12/08	90	12/08	123	79	12/08	1.3	12/08	Schedule exams...	6	0	0	Derek Finlayson
	Depena, Maximilian	M	21	Scheduled checkup	2/08/08	H	5.5	147/12/08	72	12/08	121	82	12/08	1.2	12/08	Schedule dietician co...	0	0	2	Paula Campbell
09:30	Sarris, Anastasia	F	53	Scheduled checkup	10/17/08	M	5.5	147/12/08	72	12/08	121	82	12/08	1.2	12/08	Schedule dietician co...	0	0	2	Craig Holden
	Francis, Kelly	F	55	Scheduled checkup	4/17/08	M	7.8	12/08	93	12/08	113	71	12/08	1.2	12/08	Schedule exams...	2	1	0	Paula Campbell
	Gibson, Marvin	M	48	Scheduled checkup	2/04/08	M	5.6	149/12/08	75	12/08	114	85	12/08	1.4	12/08	Test Hb1aC	3	1	0	Paula Campbell
	Cartwright, Michelle	M	89	Scheduled checkup	1/22/08	M	6.0	152/12/08	98	12/08	115	73	12/08	0.7	12/08	Discuss out of range ...	8	0	0	Jane Clark
	Hout, Marilette	F	45	Scheduled checkup	1/30/08	M	179	75	12/08	122	89	12/08	0.9	12/08		6	3	0	Jane Clark	
	Travis, Janet	F	32	Scheduled checkup	11/12/08	M	160	83	12/08	115	75	12/08	1.5	12/08	Test LDL	0	0	0	Steven Dreyfuss	
	Barley, Catherine	F	19	Scheduled checkup	10/15/08	M	100	12/08	113	88	12/08	1.3	12/08	Review SBGM	1	0	0	Steven Dreyfuss		
	Melville, Dee	F	17	Scheduled checkup	4/17/08	M	65	12/08	129	83	12/08	1.1	12/08	Perform eye exam	1	3	1	Paula Campbell		
10:00	Sandton, Parker	M	67	Scheduled checkup	8/04/08	M	135	80	12/08	112	79	12/08	0.7	12/08	Test LDL	0	0	0	Steven Dreyfuss	

Scenario:
Dr. Campbell creates a new list

20 ...and drops it in place.

She clicks **Save** to commit the column move.

The screenshot shows the GE ECIS interface. At the top, there are navigation tabs for Patient Lists, Charts, Reference, and a search bar. Below this is a secondary navigation bar with buttons for Upcoming pts, Notifications, Missing Labs, Study 1, My Tasks, and Clinic Appts. The main area is titled 'Clinic Appts' and includes an 'Appointment: Today' dropdown and 'Customize list' and 'Actions' buttons. On the left, there are settings panels for 'Settings', 'Patients', and 'Columns'. The 'Columns' panel is active, showing the configuration for the 'HgbA1c' column. The configuration includes a label 'HgbA1c', a 'which one?' dropdown set to 'Most recent', 'what about it?' checkboxes for 'Value' and 'Date', a 'visualization' dropdown set to 'None', and 'column timeframe' radio buttons for 'All time' and 'Override'. A 'Save' button is highlighted with a mouse cursor. Below the configuration is a patient list table.

Time	Patient	Sex	Age	Reason for visit	Last vst	Sev.	Home BGM	HgbA1c	LDL	BP	Cr.	Tasks for today's...	Notifications	Physician
09:00	Hope, Herman	M	23	Scheduled checkup	8/04/08	M	160	7.8 1/08	12/08	121 / 73 12/08	0.5 2/08	Test LDL	1 0 0 0	Jane Clark
	Small, James	M	52	Scheduled checkup	3/15/08	M	152	7.0 12/08	74 12/08	119 / 70 12/08	1.2 12/08	Review SBGM	1 0 0 0	Paula Campbell
	Wiley, Kimberly	F	34	Scheduled checkup	11/12/08	M	147	5.5 12/08	80 12/08	120 / 75 12/08	1.4 12/08	Schedule exams...	6 0 0 0	Derek Finlayson
	Depena, Maximilian	M	21	Scheduled checkup	2/08/08	H	123	7.8 12/08	90 12/08	123 / 79 12/08	1.3 12/08	Schedule exams...	0 0 0 0	Paula Campbell
	Sarris, Anastasia	F	53	Scheduled checkup	10/17/08	M	147	5.6 12/08	72 12/08	121 / 82 12/08	1.2 12/08	Schedule dietician co...	0 2 0 0	Craig Holden
09:30	Francis, Kelly	F	55	Scheduled checkup	4/17/08	M		6.0 12/08	93 12/08	113 / 71 12/08	1.2 12/08	Schedule exams...	2 1 0 0	Paula Campbell
	Gibson, Marvin	M	48	Scheduled checkup	2/04/08	M	149	6.9 12/08	75 12/08	114 / 85 12/08	1.4 12/08	Test Hb1aC	3 1 0 0	Paula Campbell
	Cartwright, Michelle	M	89	Scheduled checkup	1/22/08	M	152	9.7 12/08	98 12/08	115 / 73 12/08	0.7 12/08	Discuss out of range ...	8 0 0 0	Jane Clark
	Hout, Marilette	F	45	Scheduled checkup	1/30/08	M	179	6.9 12/08	75 12/08	122 / 89 12/08	0.9 12/08		6 3 0 0	Jane Clark
	Travis, Janet	F	32	Scheduled checkup	11/12/08	M	160	6.2 12/08	83 12/08	115 / 75 12/08	1.5 12/08	Test LDL	0 0 0 0	Steven Dreyfuss
10:00	Barley, Catherine	F	19	Scheduled checkup	10/15/08	M		7.1 12/08	100 12/08	113 / 88 12/08	1.3 12/08	Review SBGM	1 0 0 0	Steven Dreyfuss
	Melville, Dee	F	17	Scheduled checkup	4/17/08	M		6.4 12/08	65 12/08	129 / 83 12/08	1.1 12/08	Perform eye exam	1 3 1 1	Paula Campbell
	Sandton, Parker	M	67	Scheduled checkup	8/04/08	M	135	6.6 12/08	80 12/08	112 / 79 12/08	0.7 12/08	Test LDL	0 0 0 0	Steven Dreyfuss

Scenario:

Dr. Campbell creates a new list

21 Dr. Campbell is now happy with her new list, so she clicks **Close** to close the **Customize list** panel.

The screenshot shows the GE ECIS Helix interface. The top navigation bar includes 'Patient Lists', 'Charts', 'Reference', and a search bar. The 'Clinic Appts' panel is active, and the 'Customize list' panel is open, showing settings for the 'HgbA1c' column. The 'Customize list' panel includes options for 'label', 'which one?', 'what about it?', 'visualization', and 'column timeframe'. The main table below shows a list of patients with their appointment times and various lab results.

Time	Patient	Sex	Age	Reason for visit	Last vst	Sev.	Home BGM	HgbA1c	LDL	BP	Cr.	Tasks for today's...	Notifications	Physician
09:00	Hope, Herman	M	23	Scheduled checkup	8/04/08	M	160	7.8 1/08	12/08	121 / 73 12/08	0.5 2/08	Test LDL	1 0 0 0	Jane Clark
	Small, James	M	52	Scheduled checkup	3/15/08	M	152	7.0 12/08	74 12/08	119 / 70 12/08	1.2 12/08	Review SBGM	1 0 0 0	Paula Campbell
	Wiley, Kimberly	F	34	Scheduled checkup	11/12/08	M	147	5.5 12/08	80 12/08	120 / 75 12/08	1.4 12/08	Schedule exams...	6 0 0 0	Derek Finlayson
	Depena, Maximilian	M	21	Scheduled checkup	2/08/08	H	123	7.8 12/08	90 12/08	123 / 79 12/08	1.3 12/08	Schedule exams...	0 0 0 0	Paula Campbell
	Sarris, Anastasia	F	53	Scheduled checkup	10/17/08	M	147	5.6 12/08	72 12/08	121 / 82 12/08	1.2 12/08	Schedule dietician co...	0 2 0 0	Craig Holden
09:30	Francis, Kelly	F	55	Scheduled checkup	4/17/08	M		6.0 12/08	93 12/08	113 / 71 12/08	1.2 12/08	Schedule exams...	2 1 0 0	Paula Campbell
	Gibson, Marvin	M	48	Scheduled checkup	2/04/08	M	149	6.9 12/08	75 12/08	114 / 85 12/08	1.4 12/08	Test Hb1aC	3 1 0 0	Paula Campbell
	Cartwright, Michelle	M	89	Scheduled checkup	1/22/08	M	152	9.7 12/08	98 12/08	115 / 73 12/08	0.7 12/08	Discuss out of range ...	8 0 0 0	Jane Clark
	Hout, Marilette	F	45	Scheduled checkup	1/30/08	M	179	6.9 12/08	75 12/08	122 / 89 12/08	0.9 12/08		6 3 0 0	Jane Clark
	Travis, Janet	F	32	Scheduled checkup	11/12/08	M	160	6.2 12/08	83 12/08	115 / 75 12/08	1.5 12/08	Test LDL	0 0 0 0	Steven Dreyfuss
10:00	Barley, Catherine	F	19	Scheduled checkup	10/15/08	M		7.1 12/08	100 12/08	113 / 88 12/08	1.3 12/08	Review SBGM	1 0 0 0	Steven Dreyfuss
	Melville, Dee	F	17	Scheduled checkup	4/17/08	M		6.4 12/08	65 12/08	129 / 83 12/08	1.1 12/08	Perform eye exam	1 3 1 1	Paula Campbell
	Sandton, Parker	M	67	Scheduled checkup	8/04/08	M	135	6.6 12/08	80 12/08	112 / 79 12/08	0.7 12/08	Test LDL	0 0 0 0	Steven Dreyfuss

Scenario:

Dr. Campbell creates a new list

22 Dr. Campbell can now use her new
Clinic Appointments list.